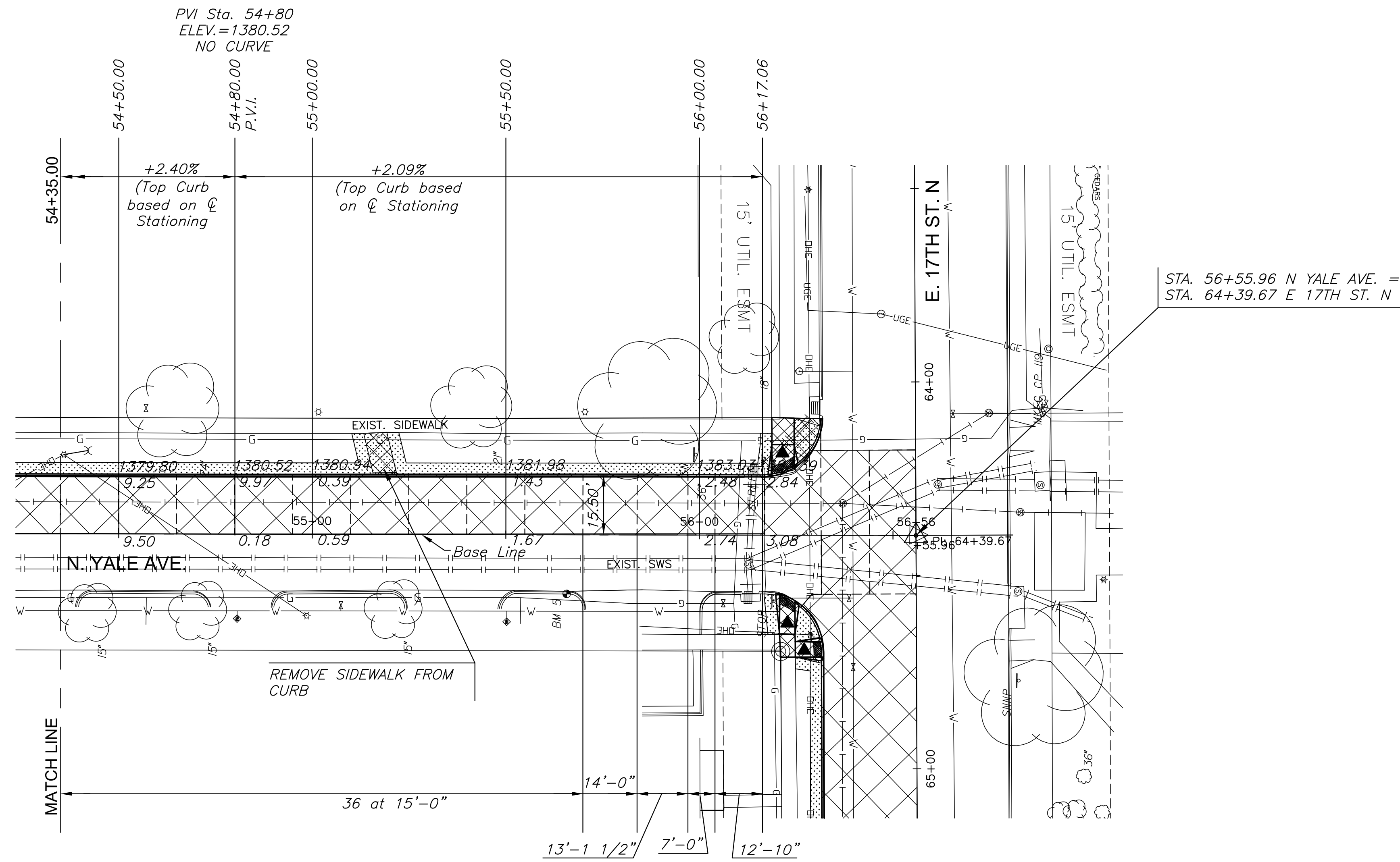




PAVING & INCIDENTAL DRAINAGE FOR  
**17TH STREET SANITARY SEWER**  
 WICHITA, KANSAS


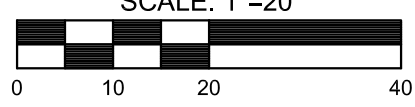


**NOTES:**  
 JOINT SPACING IS SHOWN FOR INFORMATION ONLY. IT IS IMPORTANT THAT TRANSVERSE JOINTS BE PROVIDED TO MATCH THE TRANSVERSE JOINTS OF THE ADJACENT EXISTING PAVEMENT.

**LEGEND**

- ▲ Construct Wheelchair Ramp See Sheet 27
-  Pmnt./Walk Removal
-  Sod (Fescue)

SCALE: 1"=20'

©2015 MKEC Engineering All Rights Reserved www.mkec.com  
 These drawings and their contents, including, but not limited to, all concepts, designs, & ideas are the exclusive property of MKEC Engineering (MKEC), and may not be used or reproduced in any way without the express consent of MKEC.

**PAVING REPLACEMENT & SITE RESTORATION PLANS**

PROJECT NO.	468-85021	
DATE	MARCH 2015	
SCALE	AS SHOWN	
DESIGNED	DRAWN	CHECKED
JRA	LES	JRA
NO.	REVISION	DATE

J:\PROJECTS\2014\1401073\_COWI\_17TH STREET SANITARY SEWER\CAD\PAV\1473\_EPR02.DWG