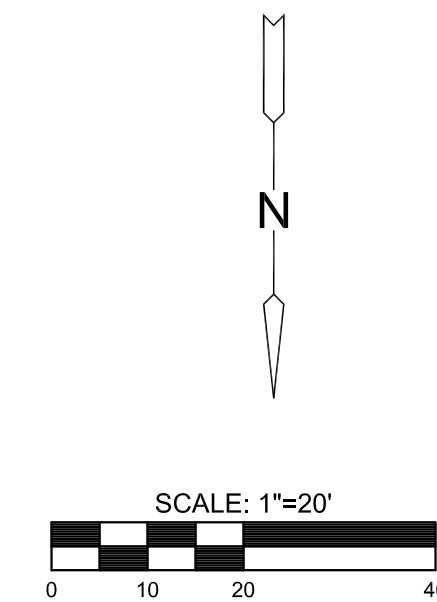
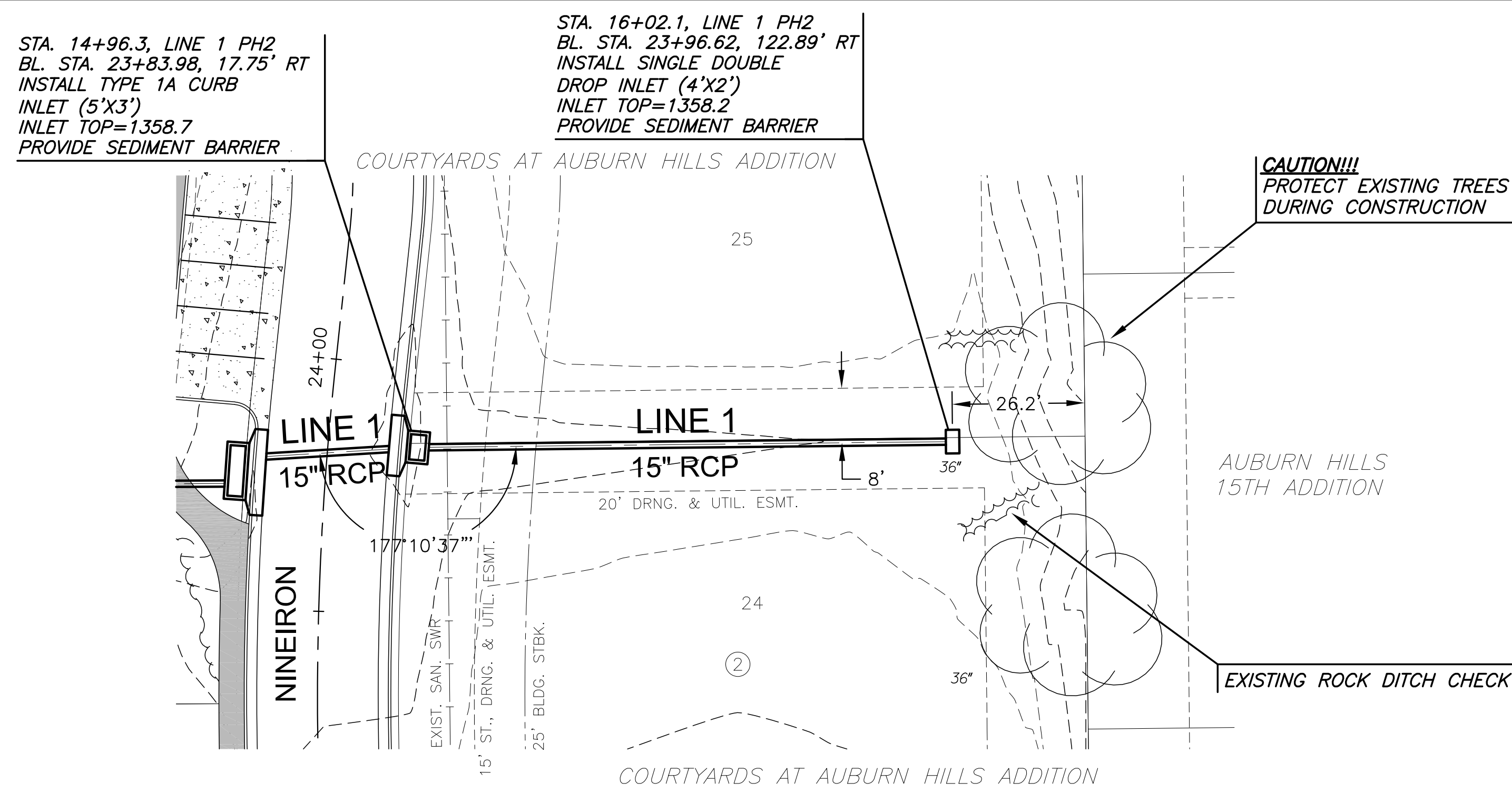



PLOTTED: Wednesday, July 29, 2015 @ 11:14 AM

J:\PROJECTS\2015\1301010292\_PERFECTION\_COURTYARDS\_AT\_AUBURNHILLS\CIVIL\CAD\SWSPHASE 2\13292\_DZ.DWG



PLAN SWS LINE 1 PH2 (CONT.)  
 PROFILE SWS LINE 1 PH2 (CONT.)



©2015  
 MKEC Engineering  
 All Rights Reserved  
 www.mkec.com  
 These drawings and their contents, including, but not limited to, all concepts, designs, & ideas are the exclusive property of MKEC Engineering (MKEC), and may not be used or reproduced in any way without the express consent of MKEC.

SWS LINE 1

|             |           |
|-------------|-----------|
| PROJECT NO. | 472-85129 |
| DATE        | JULY 2015 |
| SCALE       | 1" = 20'  |
| DESIGNED    | DFL       |
| DRAWN       | JWC       |
| CHECKED     | GJA       |

| NO. | REVISION | DATE |
|-----|----------|------|
|     |          |      |
|     |          |      |

SHEET NO.