FHWA REG NO.	STATE	PROJECT NO.	YEAR	SHEET NO.	TOTAL SHEETS
7	KANSAS	87N-0116-01	1999	31	110

DATE	BY	
		REFERENCES NOTED
		REFERENCES CHECKED

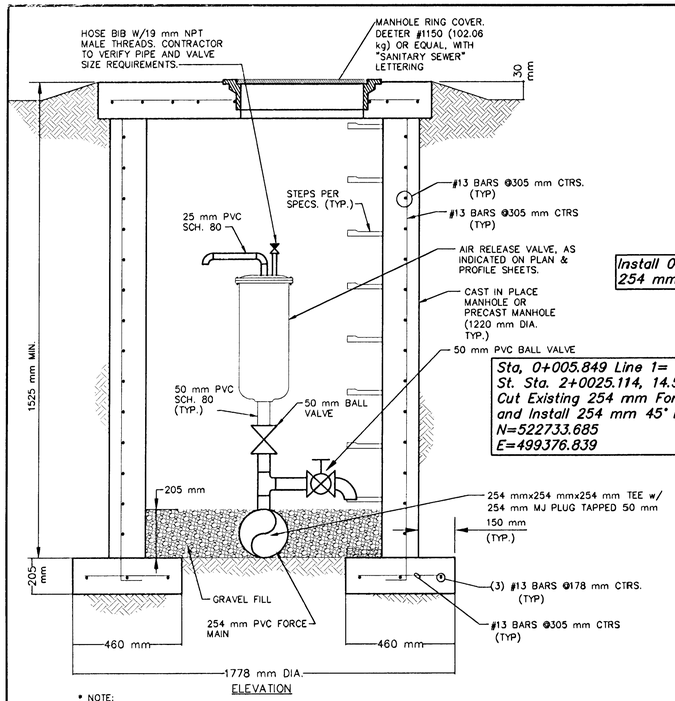

* NOTE:
1. AIR RELEASE VALVES SHALL BE: APCO MODEL 450, VALMATIC MODEL 48-BW, OR APPROVED EQUAL. 50 mm INLET, 13 mm OUTLET, 8 mm ORIFICE WITH BACKWASH ACCESSORIES.

AIR RELEASE MANHOLE

N.T.S.

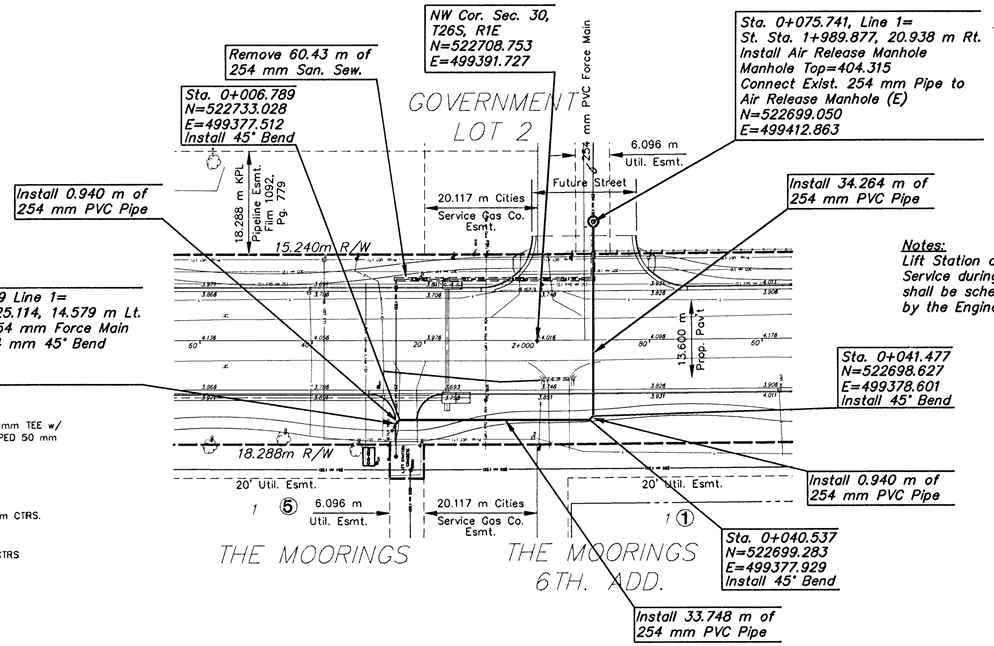

PLAN - LINE 1

SCALE: 1 : 500

Notes:
Lift Station and Force Main shall remain in Service during construction. New Connections shall be scheduled and coordinated as approved by the Engineer.

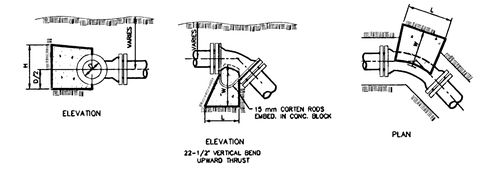

THRUST BLOCK DETAILS

NO SCALE

THRUST BLOCK SCHEDULE				
LINE	FITTINGS & ANGLE	DIM "L"	DIM. "W"	DIM "H"
10"	45° ELBOW	914 mm	610 mm	762 mm

SUMMARY OF QUANTITIES

Bid Item	Quantity	Unit
254 mm PVC Pipe	69.90	m
45° Bend with Thrust Block	6	Each
Air Release Manhole	1	Each

*Relocation of Sanitary Sewer Force Main to be Subsidiary to "Sanitary Sewer Force Main".

Revised 8/99

PROFILE - LINE 1

HORIZONTAL SCALE: 1 : 500
VERTICAL SCALE: 1 : 50

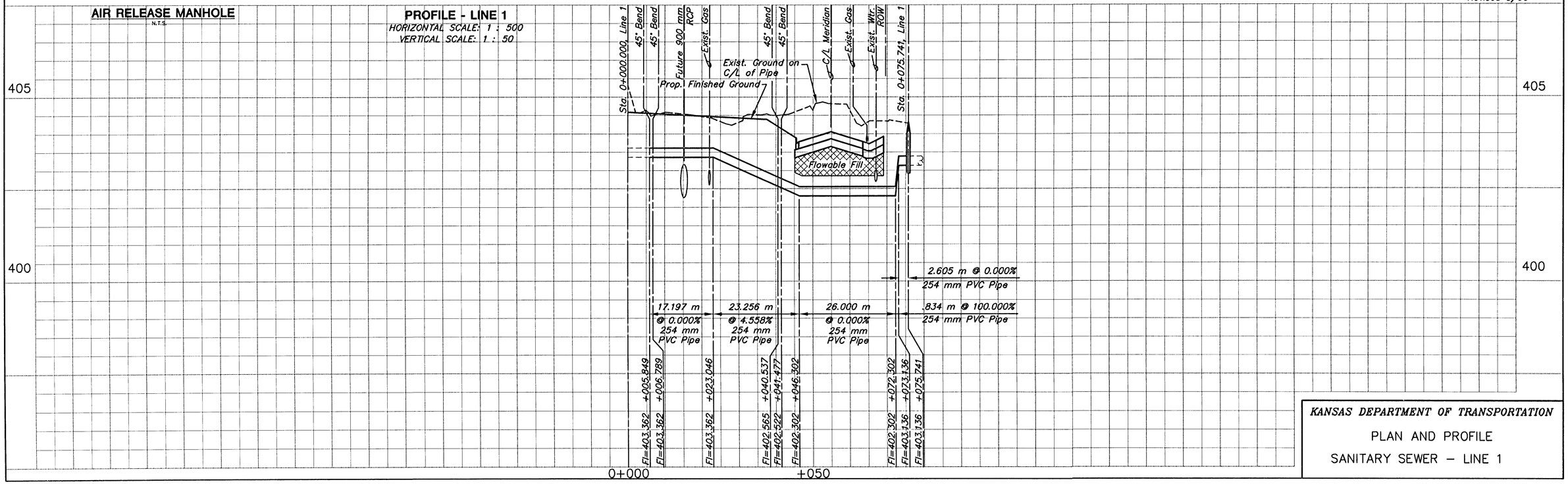

KANSAS DEPARTMENT OF TRANSPORTATION

PLAN AND PROFILE

SANITARY SEWER – LINE 1

K:\CIVIL\97043\REVISION\SAN\97043-B1.DWG Fri Aug 06 13:54:19 1999