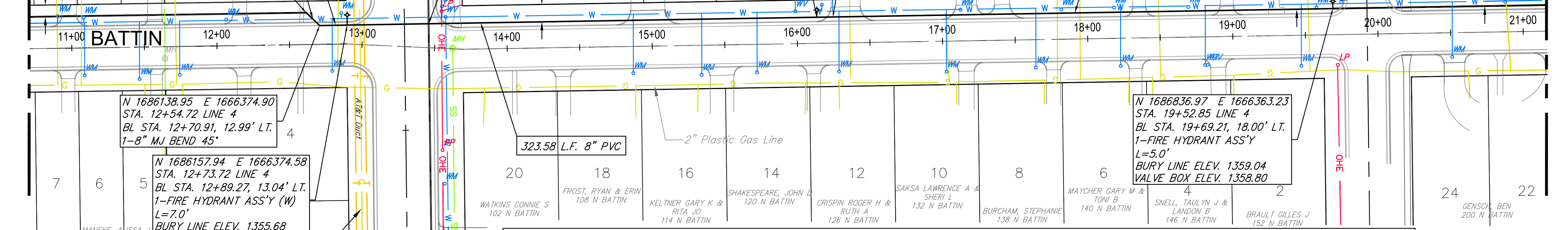
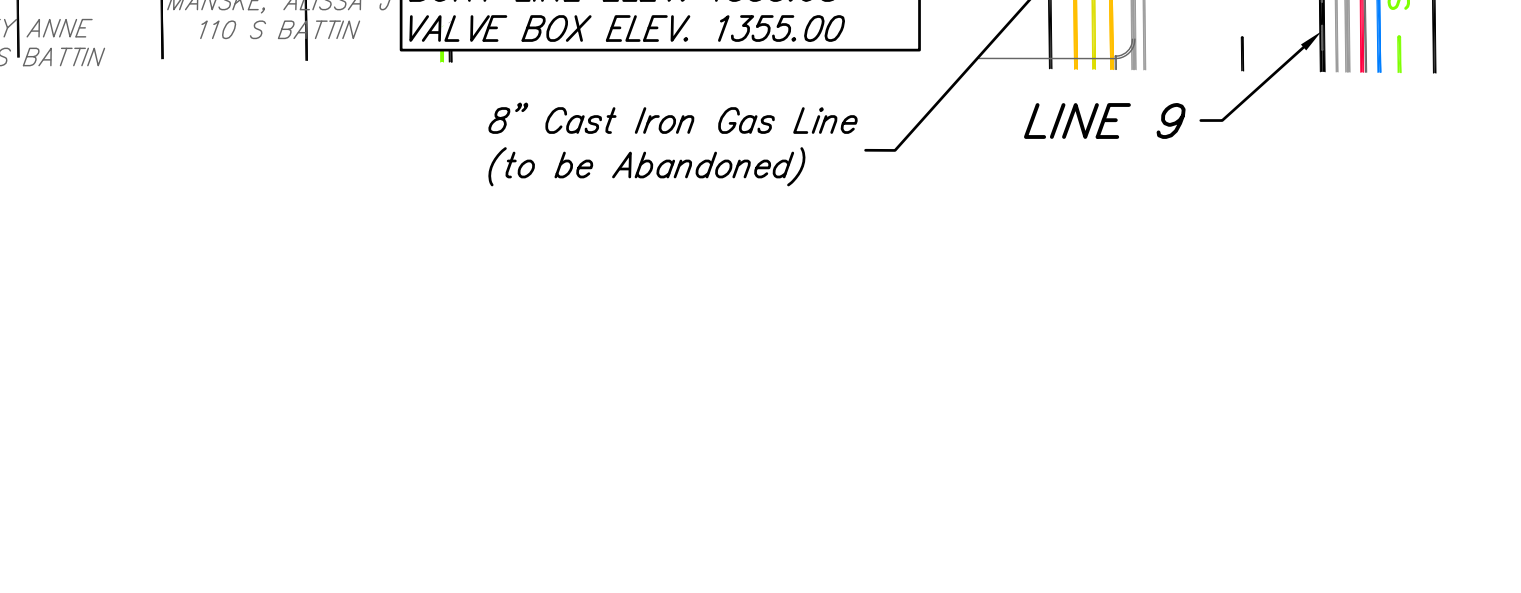


Match Line Sta. 10+50



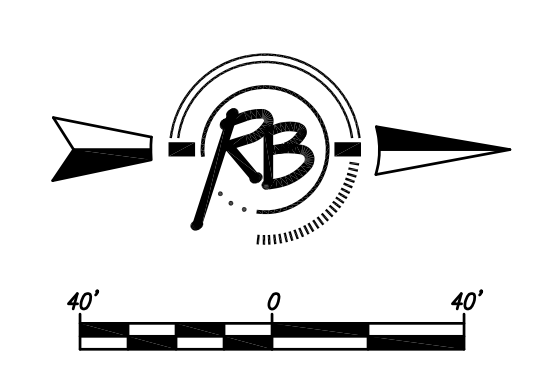
Match Line Sta. 10+50



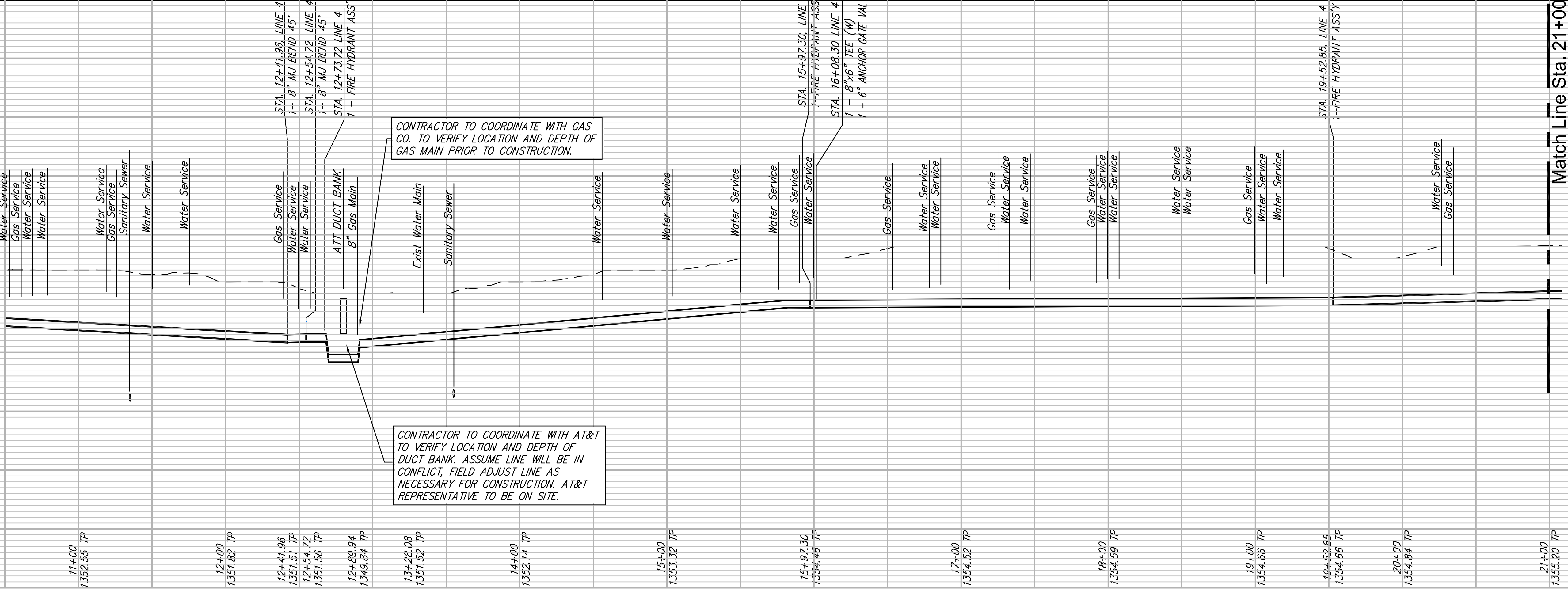
WATER METER SUMMARY

BL Station	Lt./Rt.	Service (Long or Short)	Address	AS BUILT	BL Station	Lt./Rt.	Service (Long or Short)	Address	AS BUILT
11+09	Lt.	Short			17+13	Lt.	Short		
11+10	Rt.	Long			17+64	Rt.	Long		
11+46	Rt.	Long			17+82	Lt.	Short		
11+74	Rt.	Long			18+19	Lt.	Short		
12+07	Lt.	Short			18+21	Rt.	Long		
12+79	Rt.	Long			18+70	Lt.	Short		
12+86	Lt.	Short			18+80	Rt.	Long		
14+87	Rt.	Long			19+47	Rt.	Long		
15+33	Rt.	Long			19+57	Lt.	Short		
15+72	Rt.	Long			20+50	Rt.	Long		
16+28	Rt.	Long			20+88	Lt.	Short		
17+02	Rt.	Long							

Existing Pavement, Curb and Gutter to be Removed and Replaced as necessary for construction. No additional pay shall be made for this work, Subsidiary to other pay items.



Match Line Sta. 10+50



Match Line Sta. 10+50

Match Line Sta. 21+00

Match Line Sta. 21+00

**WATER MAIN REPLACEMENT
BATTIN - LINE 4**
Wichita, Kansas

PROJECT NUMBER: 448-90611
DRAWING FILE: Plaza Engineering Base

REVISION: 01/07/2015
DATE: 09/29/2015

REGION: RA/EJG
DRAWN: RA/DRS

REG. JOB: 422TVV
SHEET: 14 OF 40