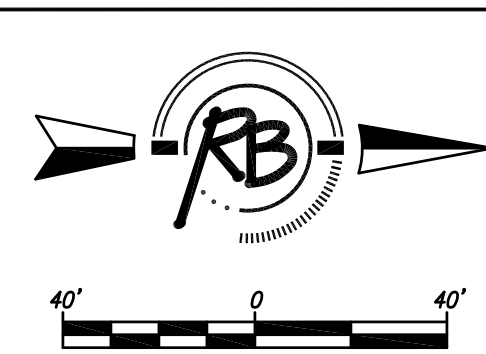
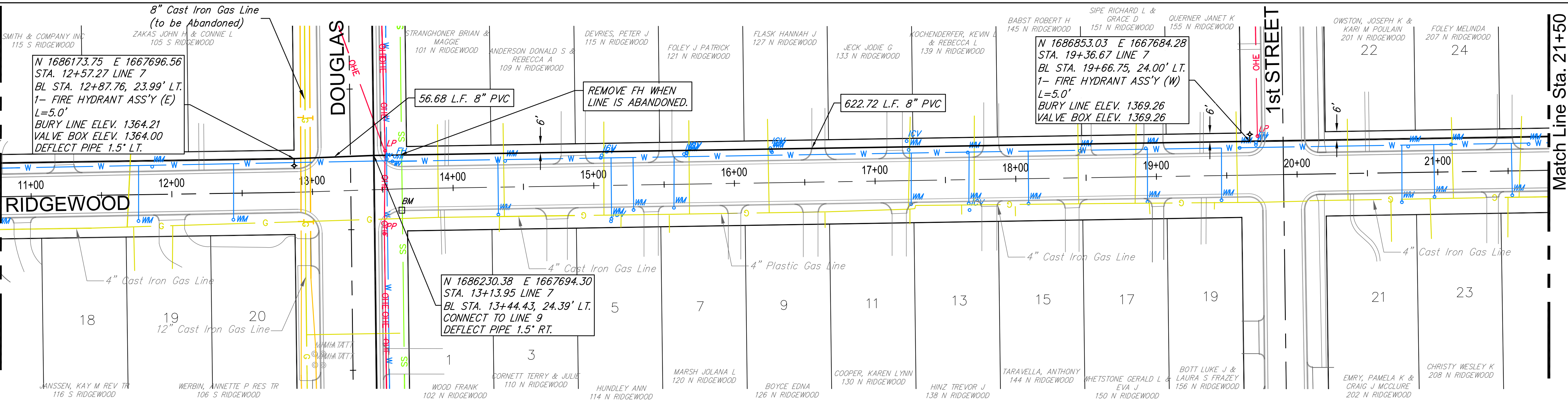


Match Line Sta. 10+50



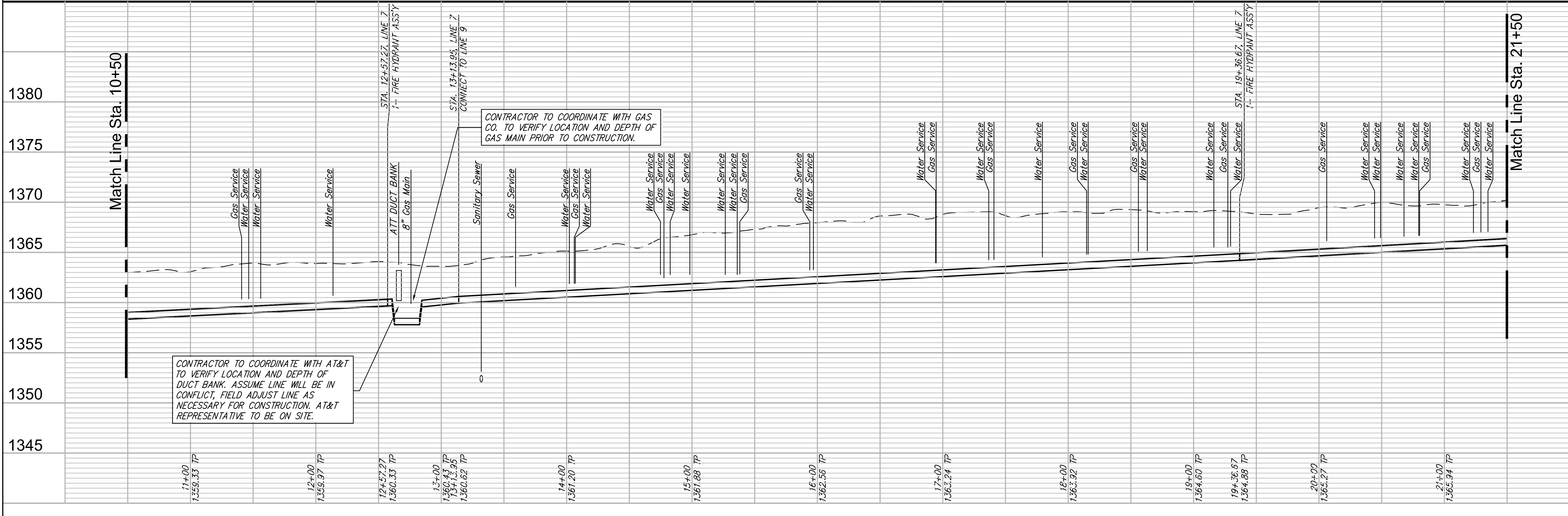
WATER METER SUMMARY

BL Station	Lt./Rt.	Service (Long or Short)	Address	AS BUILT	BL Station	Lt./Rt.	Service (Long or Short)	Address	AS BUILT
11+76	Rt.	Long			17+66	Rt.	Long		
11+86	Lt.	Short			18+08	Rt.	Long		
12+42	Rt.	Long			18+45	Lt.	Short		
14+32	Rt.	Long			18+93	Lt.	Short		
14+37	Lt.	Short			18+93	Rt.	Long		
15+12	Rt.	Long			19+46	Rt.	Long		
15+28	Rt.	Long			19+59	Lt.	Short		
15+56	Rt.	Long			20+74	Rt.	Long		
15+66	Lt.	Short			20+79	Lt.	Short		
16+27	Lt.	Short			20+97	Rt.	Long		
17+25	Lt.	Short			21+10	Lt.	Short		
17+26	Rt.	Long			21+53	Rt.	Long		
17+66	Lt.	Short			21+65	Lt.	Short		



Existing Pavement, Curb and Gutter to be Removed and Replaced as necessary for construction. No additional pay shall be made for this work, Subsidiary to other pay items.

Match Line Sta. 10+50



**RUGGLES & BOHM**  
 PROFESSIONAL ENGINEERS  
 11631  
 KANSAS

PROJECT NUMBER: 448-90611  
 DRAWING FILE: Plaza Engineering Base

REVISION: 01/07/2015  
 DATE: 09/29/2015

DESIGNER: RA/EJG  
 DRAWN: RA/DRS

**WATER MAIN REPLACEMENT  
 RIDGEWOOD - LINE 7**  
 Wichita, Kansas

RB JOB: 4227VV  
 SHEET: 23  
 OF: 40