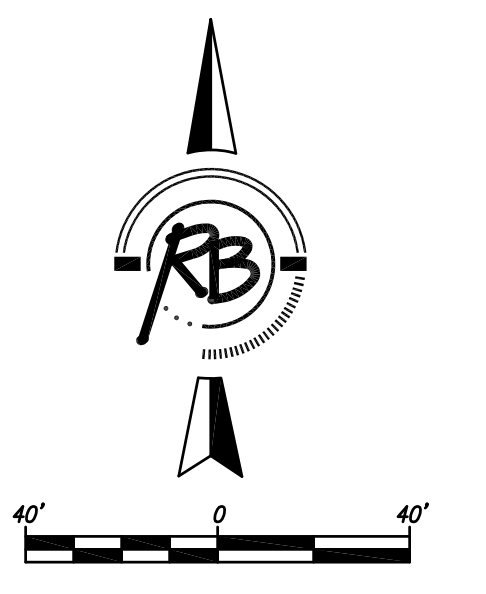
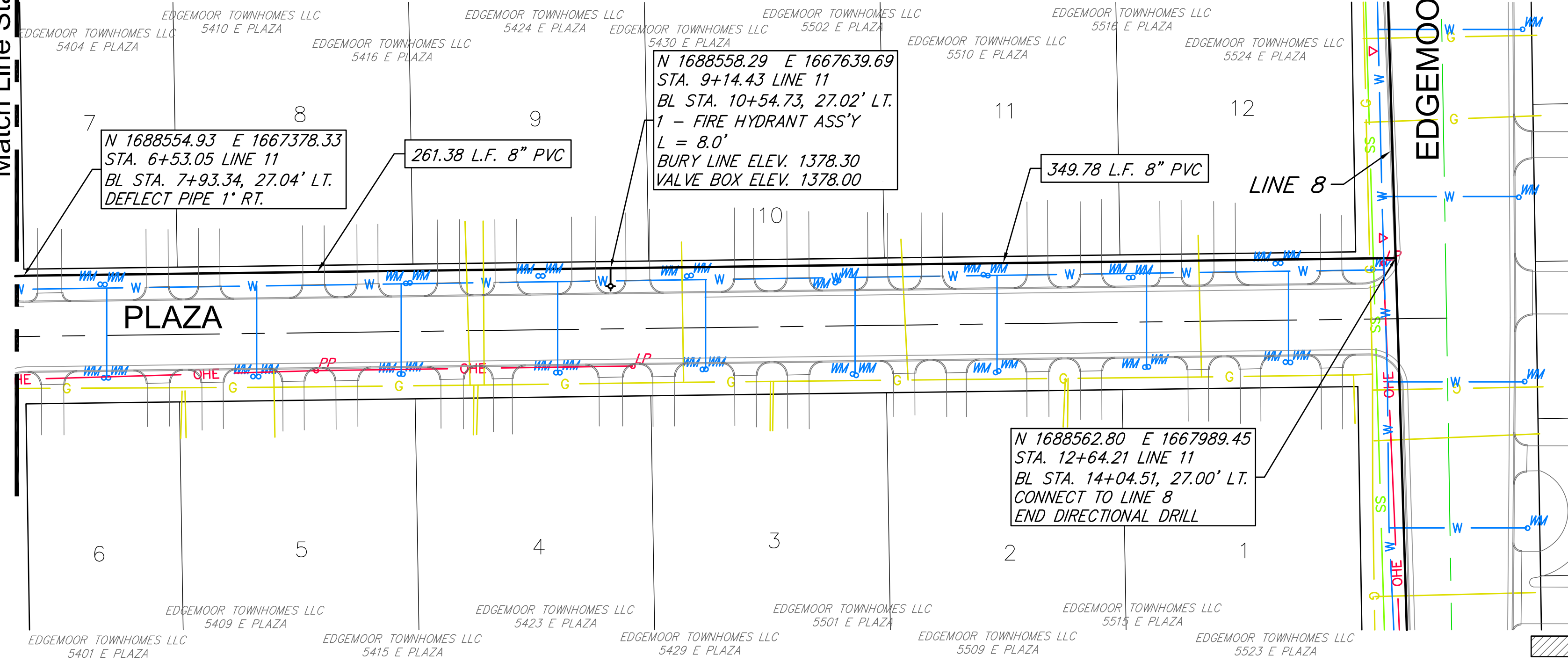
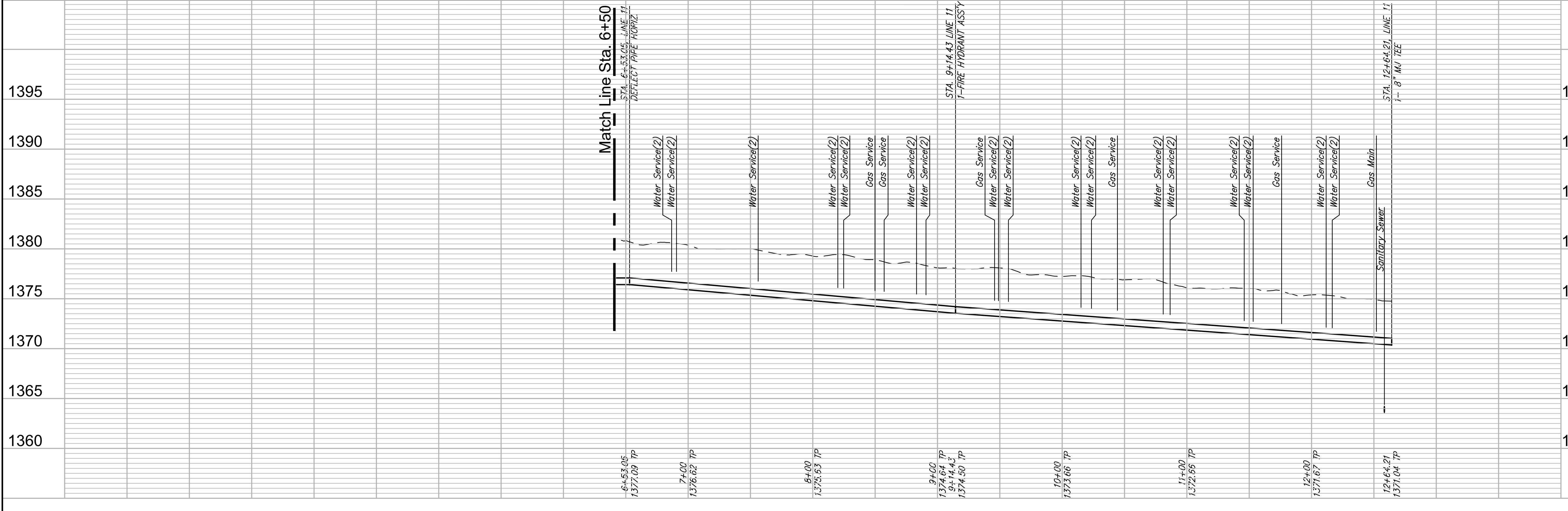


WATER METER SUMMARY				
BL Station	Lt./Rt.	Service (Long or Short)	Address	AS BUILT
9+60	Rt.	Long		
9+61	Rt.	Long		
9+63	Lt.	Short		
9+64	Lt.	Short		
10+22	Lt.	Short		
10+23	Lt.	Short		
10+29	Rt.	Long		
10+30	Rt.	Long		
10+88	Lt.	Short		
10+89	Lt.	Short		
10+95	Rt.	Long		
10+96	Rt.	Long		
11+55	Lt.	Short		
11+56	Lt.	Short		
11+62	Rt.	Long		
11+63	Rt.	Long		
12+20	Lt.	Short		
12+21	Lt.	Short		
12+25	Rt.	Long		
12+26	Rt.	Long		
12+85	Lt.	Short		
12+86	Lt.	Short		
12+91	Rt.	Long		
12+92	Rt.	Long		
13+51	Lt.	Short		
13+52	Lt.	Short		
13+55	Rt.	Long		
13+56	Rt.	Long		

Match Line Sta. 6+50



Existing Pavement, Curb and Gutter to be Removed and Replaced as necessary for construction. No additional pay shall be made for this work, Subsidiary to other pay items.



REVIEW: 01/07/2015
DATE: 09/29/2015
SECTOR: RA/EJG
DRAWN: RA/DRS

PROJECT NUMBER: 448-90611
DRAWING FILE: Plaza Engineering Base

WATER MAIN REPLACEMENT
PLAZA - LINE 11
Wichita, Kansas

RB JOB: 4227VV
SHEET: 31 OF 40