
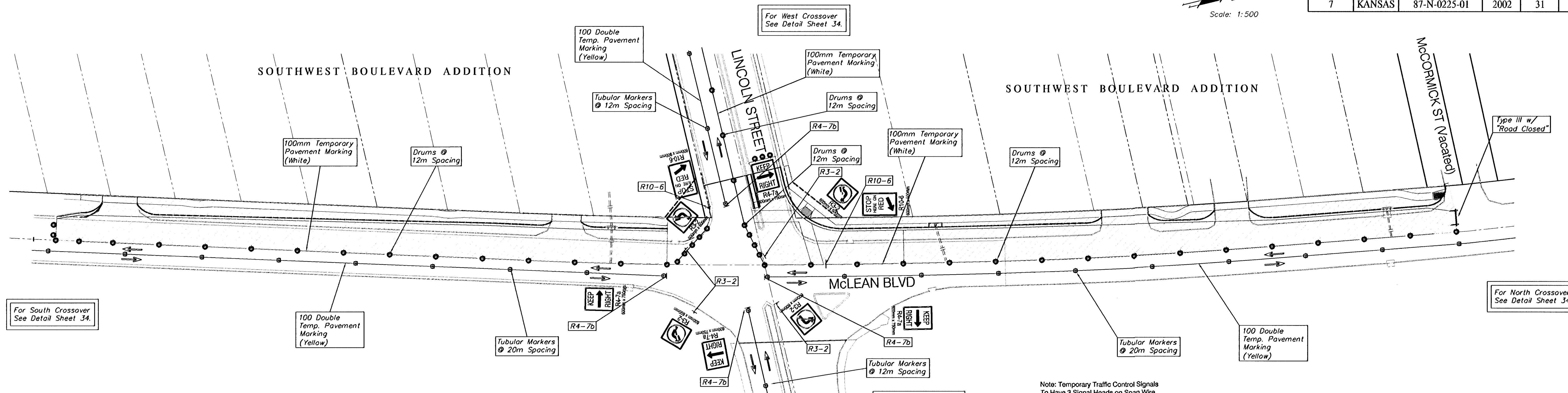


FHWA REGION NO.	STATE	PROJECT NO.	FISCAL YEAR	SHEET NO.	TOTAL SHEETS
7	KANSAS	87-N-0225-01	2002	31	47




Scale: 1:500



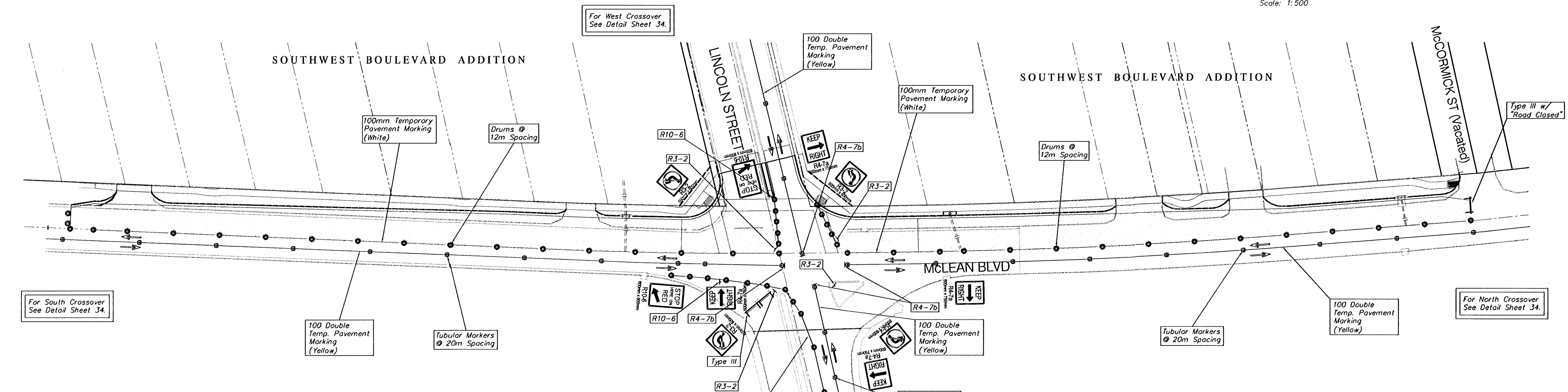
PHASE 1

Note: Temporary Traffic Control Signals To Have 3 Signal Heads on Span Wire for All Phases of Construction.

Note: All West Bound Traffic Taper to Be entirely East of the Bridge.



Scale: 1:500



PHASE 2

Note: Temporary Traffic Control Signals To Have 3 Signal Heads on Span Wire for All Phases of Construction.

Note: All West Bound Traffic Taper to Be entirely East of the Bridge.

LEGEND

	Work Area
	Drum or Tubular Marker
	Type III Barricade
	Traffic Flow Pattern



PROJECT NUMBER 472-83799		SHEET NAME Conseq01		ENGINEERING DIRECTORY F:\LinMcInConseq	
DESIGN JFB	DRAWN KWR	APPROVED JFB	DATE July 2003	SCALE 1:500 SI	BAUGHMAN NO 01-03-E944

CAPITAL IMPROVEMENT PROJECT
CONSTRUCTION SEQUENCING
LINCOLN AND MCLEAN INTERSECTION IMPROVEMENTS

BAUGHMAN COMPANY, P.A.
ENGINEERING, SURVEYING, & PLANNING
316-262-7271 • 315 ELLIS • WICHITA, KANSAS 67211