
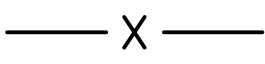
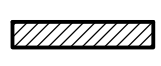




PROJECT QUANTITIES

-  MAINTAIN Construction Entrance
-  MAINTAIN Silt Fence (5083 L.F.)
-  MAINTAIN Linear Sediment Barrier (1070 L.F.)
-  MAINTAIN Inlet Protection (8 EACH)
-  INSTALL EROSION BLANKET (2246 S.Y.)

**SIENA LAKES ADDITION PHASE 1
PAV-EROSION PLAN**



PROJECT NUMBER 472-85175	RB JOB NO. 4350E	DWG. SCALE 1" = 80'	DATE 12-2-15
DRAWING FILE Siena Lakes Eng Base [PAV-EROSION PLAN]			DESIGN EJG
			DRAWN DS
			REVIEW 11-12-15
			SHEET 17
			OF 24