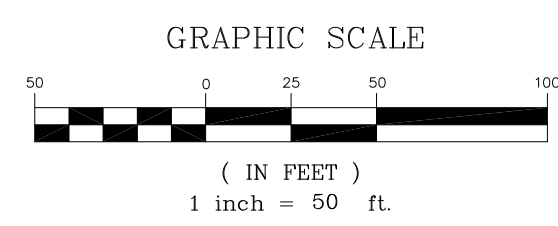



Mies Construction - Contractor  
 G. Baalman - City of Wichita, Field Project Engineer  
 T. Dvorak - City of Wichita, Inspector  
 As-built  
 Release Date: 02/02/2016  
 pdf: APRosas



**NOTES:**

1. ALL CONSTRUCTION SHALL BE COMPLETED FOLLOWING CURRENT CITY OF WICHITA STANDARD SPECIFICATIONS AND SPECIAL PROVISIONS.
2. CONTRACTOR WILL BE REQUIRED TO PROVIDE A MINIMUM NOTICE OF 48 HOURS TO UTILITY PRIOR TO STARTING ANY EXCAVATION AS FOLLOWS:  
 KANSAS ONE-CALL 800-344-7233  
 LOCAL (WICHITA) 687-2470  
 THE CONTRACTOR MUST NOTIFY THE FOLLOWING IN CASE OF AN EMERGENCY:  
 COX COMMUNICATIONS 262-0661  
 ACQUILA NETWORKS 800-527-0357  
 WESTAR (ELECTRIC) 383-8600  
 KANSAS GAS SERVICE (GAS) 800-482-4950 OR 832-3101  
 BLACK HILLS ENERGY (GAS) 800-303-0357  
 AT&T (TELEPHONE) 800-870-6390  
 CITY OF WICHITA WATER AND SEWER 268-4980
3. THE LOCATIONS OF EXISTING UTILITIES, AS SHOWN, ARE APPROXIMATE. IT SHALL BE THE RESPONSIBILITY OF THE CONTRACTOR TO VERIFY THE LOCATIONS AND ELEVATIONS OF ALL EXISTING UTILITIES.
4. CONTRACTORS SHALL PROTECT EXISTING POWER POLES AND LIGHT POLES FROM DAMAGE AND SHALL PROVIDE BRACING, SHORING, OR OTHER WORK NECESSARY FOR SUCH PROTECTION.
5. ANY EXCESS EXCAVATION OR RUBBLE FROM THE REMOVAL OF MISCELLANEOUS STRUCTURES INCLUDING ANY TREES REMOVED AND TREE TRIMMINGS SHALL BE DISPOSED OF OFF SITE.
6. ALL LAWN AREAS DISTURBED BY CONSTRUCTION OF THE PROPOSED IMPROVEMENTS SHALL BE RESTORED REFER TO LANDSCAPE PLAN FOR REVEGETATION.
7. SEE FOUNDATION PLAN AND STRUCTURAL PLAN FOR UTILITY DUCT DETAIL.
8. FOR SUMP DETAIL, SUMP GRAVITY LINE, BACKWASH LINE AND VAULT SUMP PUMP LINE SEE FOUNDATION DRAWINGS F001 THROUGH F002.

SS MH  
 TOP EL 1324.66  
 FLOW EL 1314.27


1 1/2" SERVICE WATERLINE CONTACT CITY OF WICHITA TO TAP TO WATER LINE AND SET 2' METER. CITY OF WICHITA TO EXTEND WATER LINE FROM WEST SIDE OF MAIZE ROAD TO THE EAST SIDE



KC CROSSROADS ARTS DISTRICT  
 1801 MCGEE, SUITE 101  
 KANSAS CITY, MISSOURI 64108  
 PH: 816.842.8844 FX: 816.842.9988  
 WWW.OHHKC.COM

**BUFFALO PARK IMPROVEMENTS**  
 WICHITA, KANSAS

**OWNER:**  
 CITY OF WICHITA  
 PARKS AND RECREATION DEPARTMENT  
 CITY HALL, 11TH FLOOR  
 455 NORTH MAIN  
 WICHITA, KANSAS 67202  
 316.268.4179



**UTILITY PLAN**

**PROJECT NO.** 12-028  
**DATE:** 16 - JULY - 2015  
**REVISED:**

Copyright 2015 - Ochsner Hare & Hare a design studio of Olsson Associates, INC.  
 All drawn and written information appearing herein shall not be duplicated, disclosed, or otherwise used without written consent.



**C001**


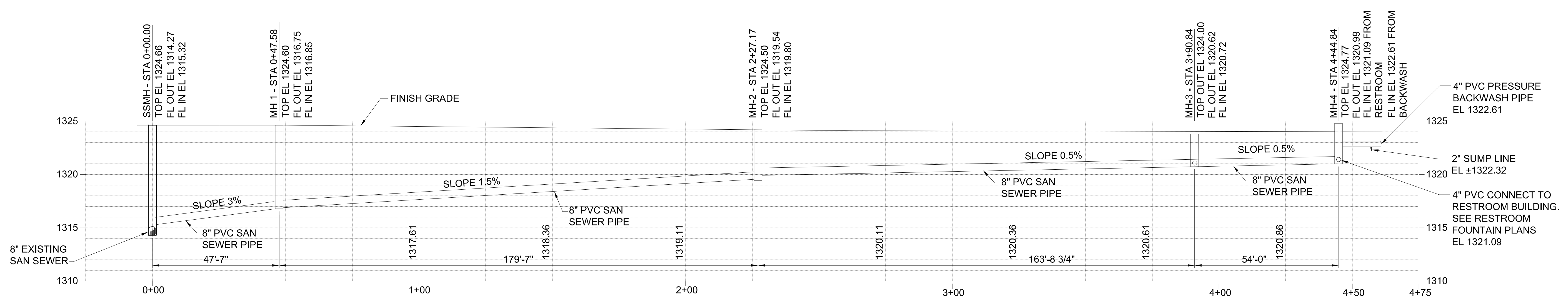
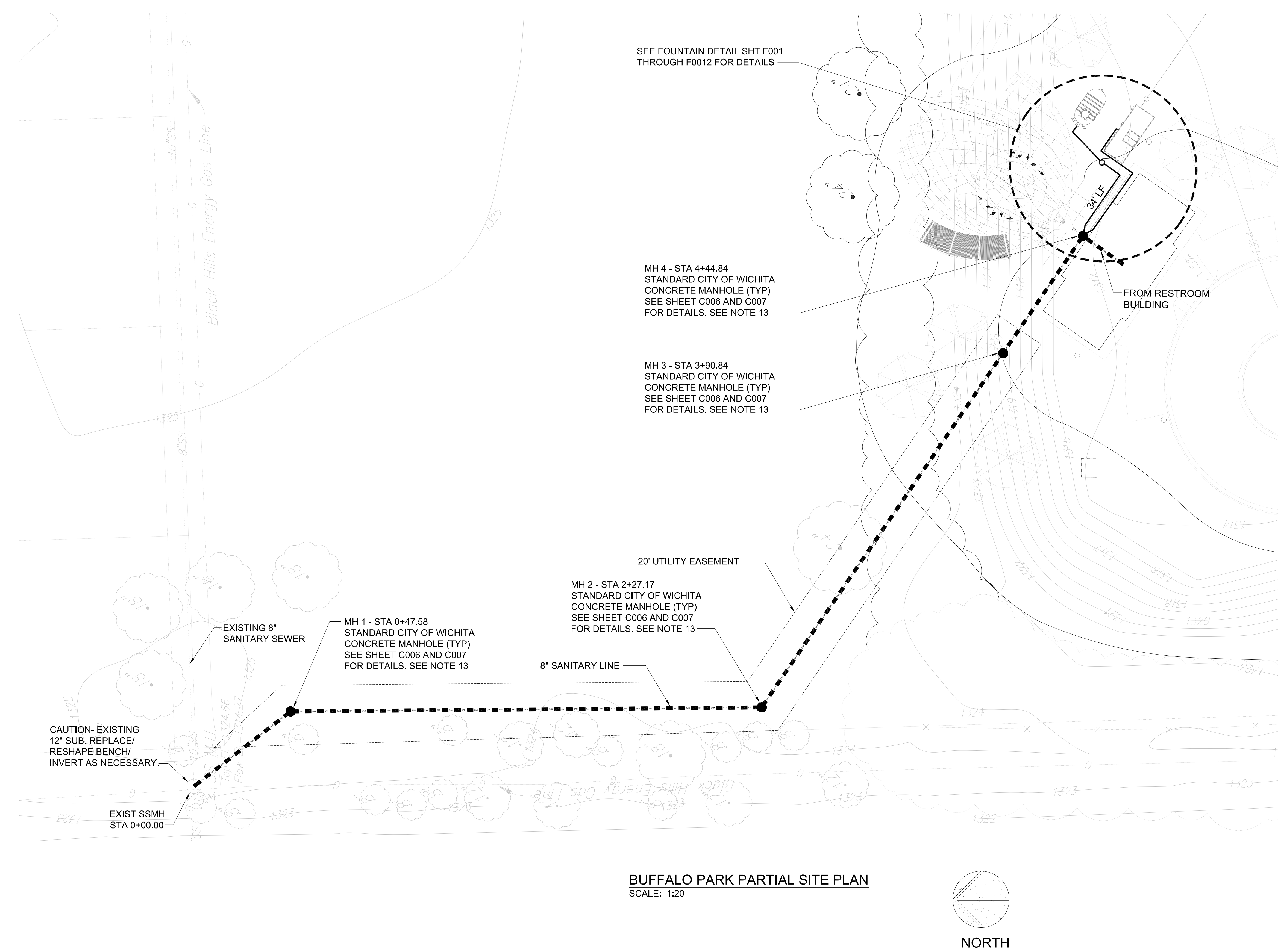
# BUFFALO PARK IMPROVEMENTS

WICHITA, KANSAS

**OWNER:**  
 CITY OF WICHITA  
 PARKS AND RECREATION DEPARTMENT  
 CITY HALL, 11TH FLOOR  
 455 NORTH MAIN  
 WICHITA, KANSAS 67202  
 316.268.4179

**NOTES:**

- ALL CONSTRUCTION SHALL BE COMPLETED FOLLOWING CURRENT CITY OF WICHITA STANDARD SPECIFICATIONS AND SPECIAL PROVISIONS.
- ALL WORKMANSHIP AND MATERIALS SHALL BE SUBJECT TO THE INSPECTION AND APPROVAL OF THE OWNER.
- OWNER IS RESPONSIBLE FOR ALL PERMITS, BONDS AND INSURANCE REQUIRED.
- ALL EXISTING UTILITIES INDICATED ON THE DRAWINGS ARE ACCORDING TO THE BEST INFORMATION AVAILABLE TO THE ENGINEER; HOWEVER, ALL UTILITIES ACTUALLY EXISTING MAY NOT BE SHOWN. UTILITIES DAMAGED THROUGH THE NEGLIGENCE OF THE CONTRACTOR TO OBTAIN THE LOCATION OF SAME SHALL BE REPAIRED OR REPLACED BY THE OWNER AT HIS SOLE EXPENSE.
- PRIOR TO ORDERING PRECAST STRUCTURES, SHOP DRAWINGS SHALL BE SUBMITTED TO THE DESIGN ENGINEER FOR APPROVAL.
- PIPE MATERIAL SHALL BE PVC/SDR26 UNLESS NOTED OTHERWISE. MATERIALS AND LOCATIONS OF SERVICE LINES SHALL BE SUPPLIED TO THE ENGINEER FOR AS-BUILT DRAWINGS.
- MEASUREMENTS SHOWN ON THE PLANS ARE HORIZONTAL MEASUREMENTS FROM CENTER TO CENTER OF SEWER MANHOLES.
- ACTUAL PROPOSED LENGTHS MAY VARY SLIGHTLY FROM THOSE INDICATED ON THE PLANS DUE TO THE ANGLE OF ENTRANCE INTO THE STRUCTURAL WALL. PAYMENTS WILL BE BASED UPON ACTUAL HORIZONTAL AS-BUILT MEASUREMENTS.
- TRENCH BACKFILL WITHIN STREET RIGHT-OF-WAY SHALL CONFORM TO THE CITY WICHITA SUPPLEMENT TO APWA STANDARD SPECIFICATIONS AND DESIGN CRITERIA SECTION 2602.
- ANY EXISTING YARD FEATURE OR OTHER ITEM DAMAGED BY THE CONTRACTOR SHALL BE REPLACED OR REPAIRED TO LIKE OR BETTER CONDITION. THERE WILL BE NO SEPARATED PAYMENT FOR THIS WORK.
- ALL DISTURBED AREAS NOT RECEIVING PAVING SHALL BE SEEDED OR SODDED PER APWA SPECIFICATIONS, AND/OR AS SPECIFIED ON THE PLANS.
- ALL EXCESS MATERIAL SHALL BE REMOVED FROM THE SITE AND DISPOSED OF.
- STANDARD CIRCULAR CONCRETE MANHOLE CONSTRUCTED TO CONFORM WITH CITY OF WICHITA STANDARD MANHOLE DETAIL AND CITY OF WICHITA SPECIFICATIONS SECTION 800 AND SHEET C006.



## PLAN & PROFILE 8" SEWER LINE

PROJECT NO. 12-028  
 DATE: 16 - JULY - 2015  
 REVISED:

Copyright 2015 - Ochsner Hare & Hare a design studio of Olsson Associates, INC.  
 All drawn and written information appearing herein shall not be duplicated, disclosed, or otherwise used without written consent.



C002