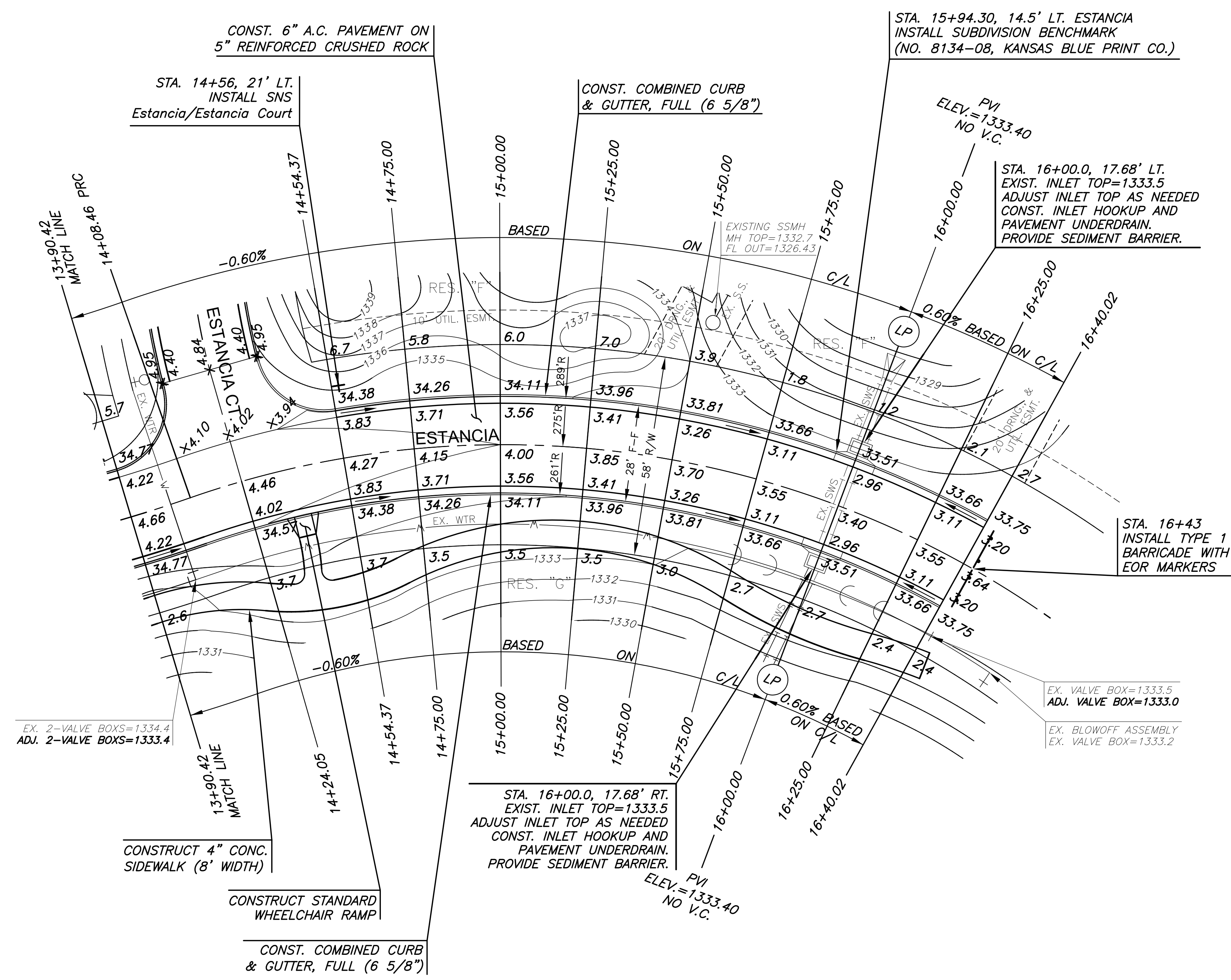


J:\PROJECTS\2011\1401010462\_PREMIER\_ESTANCIA\05-CIVIL\CADD\PAV\RESIDENTIAL\PH11462\_PAV2.DWG  
 PLOTTED: Tuesday, January 26, 2016 @ 04:07PM

SUBDIVISION BENCH MARKS				
NO.	STREET AND STATION	FROM CL	DESCRIPTION	ELEVATIONS
2	ESTANCIA, STA. 15+94.30	14.5' LT	TOP OF CURB AT SOUTH END OF INLET HOOKUP	

NOTE: CONTRACTOR SHALL INSTALL SUBDIVISION BENCH MARKS ("FLAT SURVEY MARKERS NO. 8134-08 3" TOP DIAMETER" PROVIDED BY KANSAS BLUE PRINT CO., INC.) COSTS TO BE CONSIDERED SUBSIDIARY TO CONSTRUCTION OF COMBINED CURB AND GUTTER.

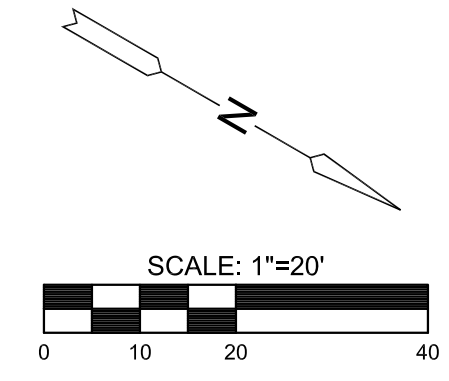



**LEGEND**

STREET SIGN & SIGN LOCATION  
 (SEE SIGN ASSEMBLY TABLE FOR TYPE & STATION OF SIGN)

10' TRANSITION FROM FULL TO ROLL CURB

NOTE:  
TOP OF CURB ELEVATIONS SHOWN ARE FOR FULL CURB. CONSTRUCT CURB AND GUTTER AS NOTED.



PAVING & INCIDENTAL DRAINAGE FOR  
**ESTANCIA ADDITION**  
 PHASE 1

©2016  
 MKEC Engineering  
 All Rights Reserved  
 www.mkec.com  
 These drawings and their contents, including, but not limited to, all concepts, designs, & ideas are the exclusive property of MKEC Engineering (MKEC), and may not be used or reproduced in any way without the express consent of MKEC.

**ESTANCIA CONT.**

PROJECT NO.	472-85243
DATE	JAN. 2015
SCALE	1"=20'
DESIGNED	DFL
DRAWN	BKS
CHECKED	GJA

NO.	REVISION	DATE