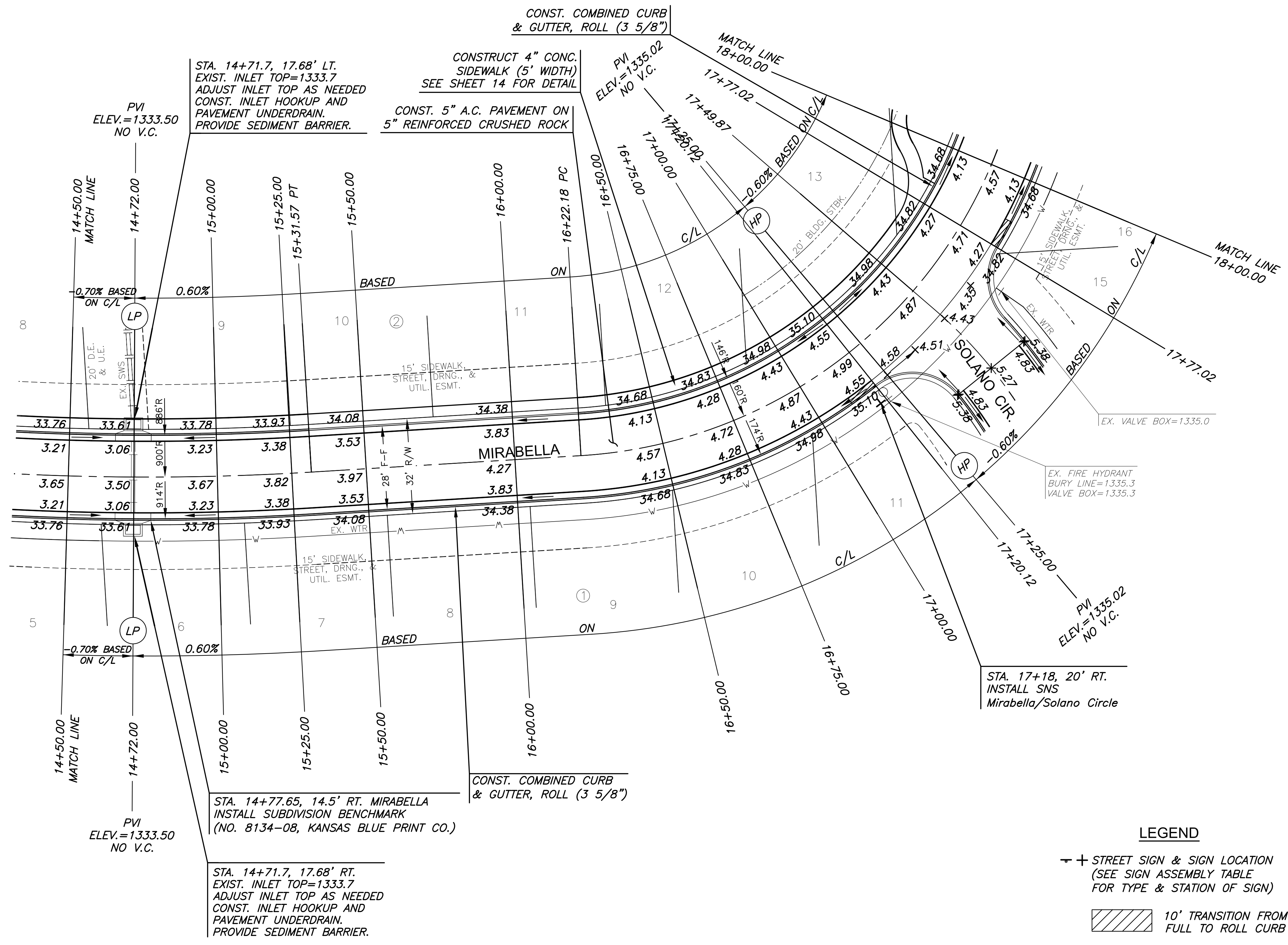


J:\PROJECTS\2016\14010462\_PREMIER\_ESTANCIA\05-CIVIL\CAD\PAV\RESIDENTIAL\PH11462\_PAV17.DWG  
 PLOTTED: Tuesday, January 26, 2016 @ 04:14PM

SUBDIVISION BENCH MARKS				
NO.	STREET AND STATION	FROM CL	DESCRIPTION	ELEVATIONS
4	MIRABELLA, STA. 14+77.65	14.5' RT	TOP OF CURB AT EAST END OF INLET HOOKUP	

NOTE: CONTRACTOR SHALL INSTALL SUBDIVISION BENCH MARKS ("FLAT SURVEY MARKERS NO. 8134-08 3" TOP DIAMETER" PROVIDED BY KANSAS BLUE PRINT CO., INC.) COSTS TO BE CONSIDERED SUBSIDIARY TO CONSTRUCTION OF COMBINED CURB AND GUTTER.

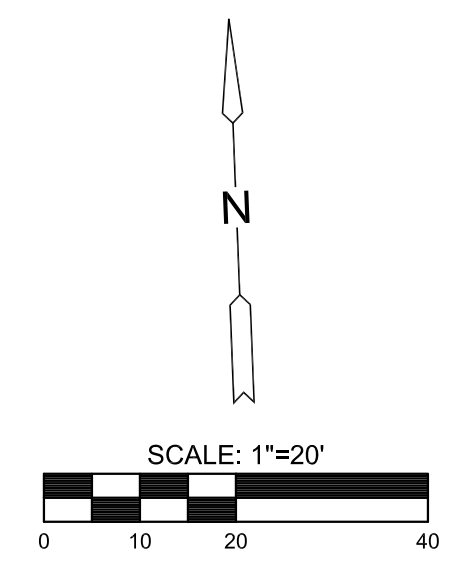



**LEGEND**

+ STREET SIGN & SIGN LOCATION (SEE SIGN ASSEMBLY TABLE FOR TYPE & STATION OF SIGN)

10' TRANSITION FROM FULL TO ROLL CURB

NOTE: TOP OF CURB ELEVATIONS SHOWN ARE FOR FULL CURB. CONSTRUCT CURB AND GUTTER AS NOTED.



PAVING & INCIDENTAL DRAINAGE FOR  
**ESTANCIA ADDITION**  
 PHASE 1

©2016 MKEC Engineering All Rights Reserved www.mkec.com  
 These drawings and their contents, including, but not limited to, all concepts, designs, & ideas are the exclusive property of MKEC Engineering (MKEC), and may not be used or reproduced in any way without the express consent of MKEC.

MIRABELLA CONT.	
PROJECT NO.	472-85243
DATE	JAN. 2015
SCALE	1"=20'
DESIGNED	DRAWN
DFL	BKS
CHECKED	GJA
NO.	REVISION
	DATE
SHEET NO.	
15 OF 37	