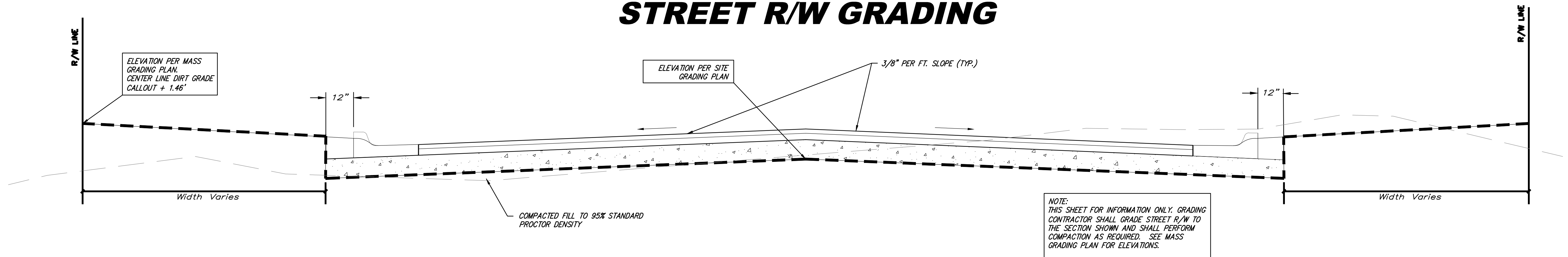


TYPICAL MASS GRADING DETAIL

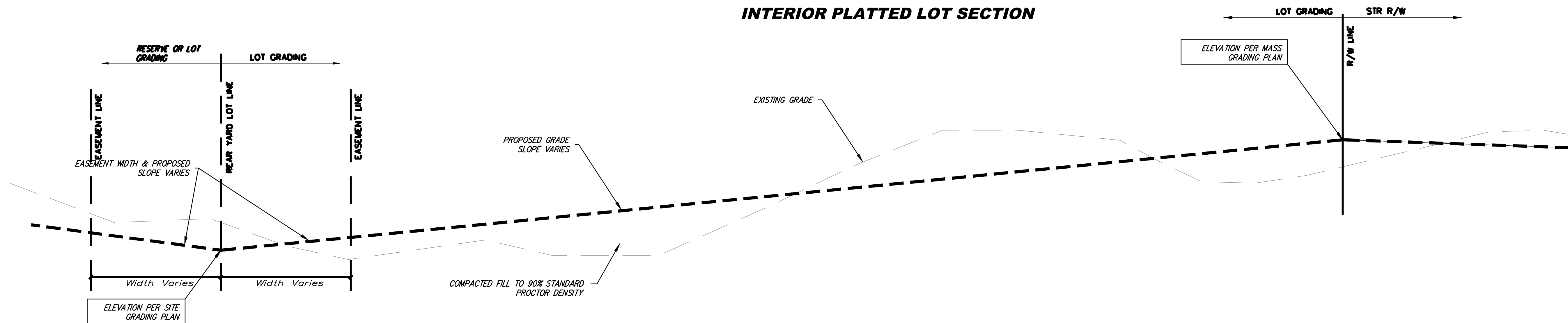
STREET R/W GRADING




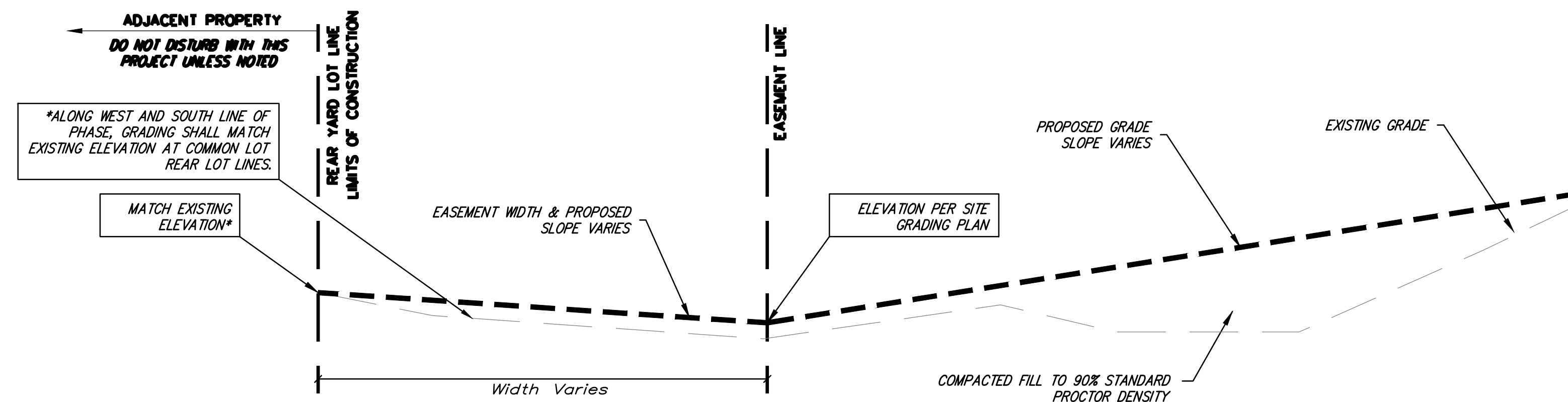
NOTE:
THIS SHEET FOR INFORMATION ONLY. GRADING CONTRACTOR SHALL GRADE STREET R/W TO THE SECTION SHOWN AND SHALL PERFORM COMPACTION AS REQUIRED. SEE MASS GRADING PLAN FOR ELEVATIONS.

LOT FILL GRADING

INTERIOR PLATTED LOT SECTION



EXTERIOR PLATTED LOT SECTION



Baughman		Tyler's Landing 4th Addition - Phase II MASS GRADING TYPICAL SECTION Street Paving Improvements	
Baughman Company, P.A. 315 Ellis St. Wichita, KS 67211 P 316-262-7271 F 316-262-0149 ENGINEERING SURVEYING PLANNING LANDSCAPE ARCHITECTURE			
PROJECT NUMBER 472-85181	DESIGN AEG	DRAWN AEG	DATE 12/1/15
REVISIONS:	APPROVED	SCALE NONE	SHEET
			10 OF 17