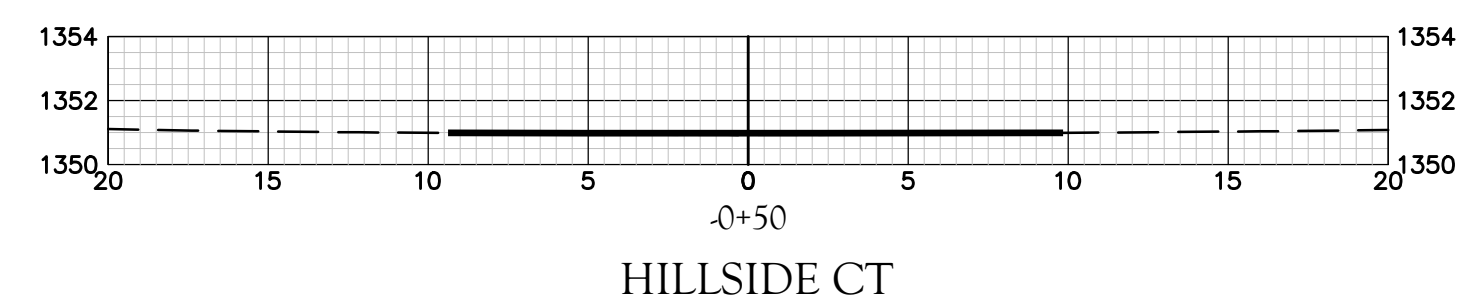
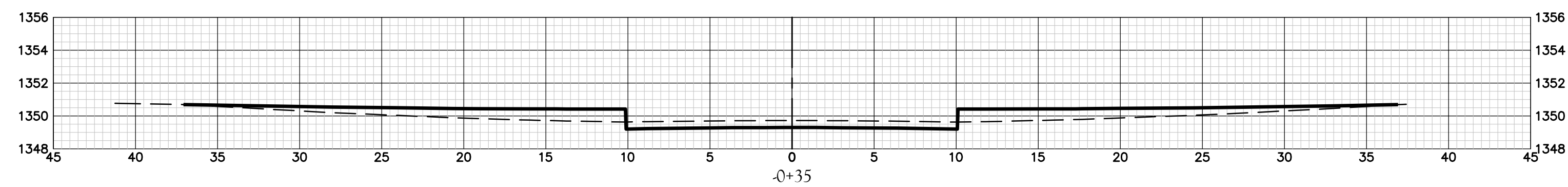
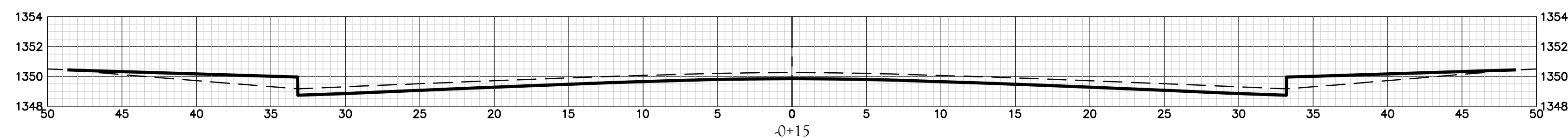
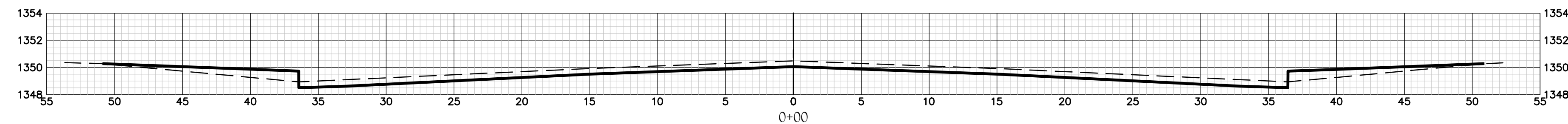
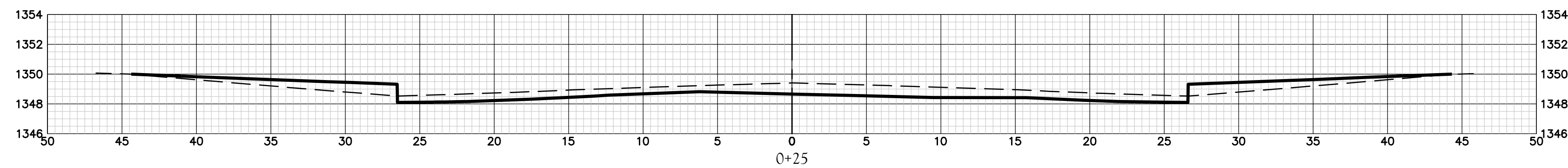
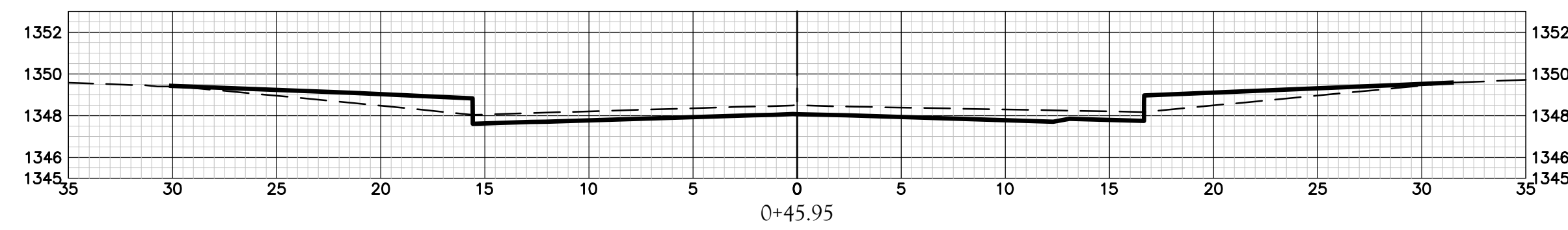
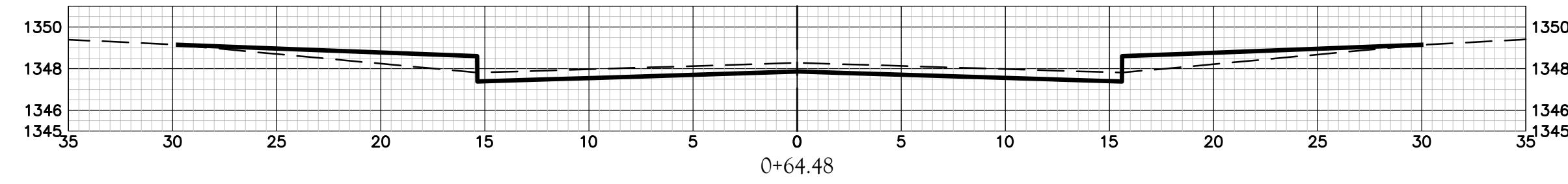
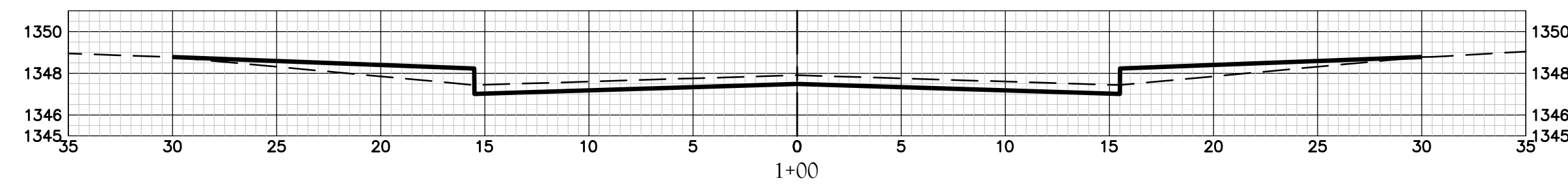


HILLSIDE CT

Total Volume Table (C.Y. Unadjusted)

Station	Fill Area	Cut Area	Fill Volume	Cut Volume	Cumulative Fill Vol	Cumulative Cut Vol
-0+50.00	0.66	0.00	0.00	0.00	0.00	0.00
-0+35.00	24.25	8.60	6.92	2.39	6.92	2.39
-0+15.00	12.32	28.37	13.55	13.69	20.46	16.08
0+00.00	11.51	31.60	6.62	16.66	27.08	32.74
0+25.00	14.48	29.09	12.03	28.10	39.11	60.84
0+45.95	11.59	14.25	10.10	16.77	49.22	77.61
0+64.48	11.41	13.08	7.84	9.32	57.06	86.93
1+00.00	11.46	13.12	15.02	17.22	72.08	104.15
1+50.00	11.46	13.12	21.21	24.29	93.29	128.44
2+00.00	11.46	13.12	21.21	24.29	114.51	152.73
2+50.00	11.46	13.12	21.21	24.29	135.72	177.02
3+00.00	11.46	13.12	21.21	24.29	156.94	201.31
3+40.35	13.94	14.96	18.97	20.98	175.91	222.28
3+95.37	5.73	20.86	20.04	36.50	195.95	258.78
4+68.48	11.45	13.11	23.94	44.93	219.88	303.71
5+00.00	11.46	13.12	13.37	15.31	233.25	319.02
5+50.00	11.46	13.12	21.21	24.29	254.47	343.31
6+00.00	11.46	13.12	21.21	24.29	275.68	367.60
6+50.00	11.46	13.12	21.21	24.29	296.90	391.89
7+00.00	11.46	13.12	21.21	24.29	318.11	416.18
7+08.27	11.46	13.12	3.51	4.02	321.62	420.20



HILLSIDE CT