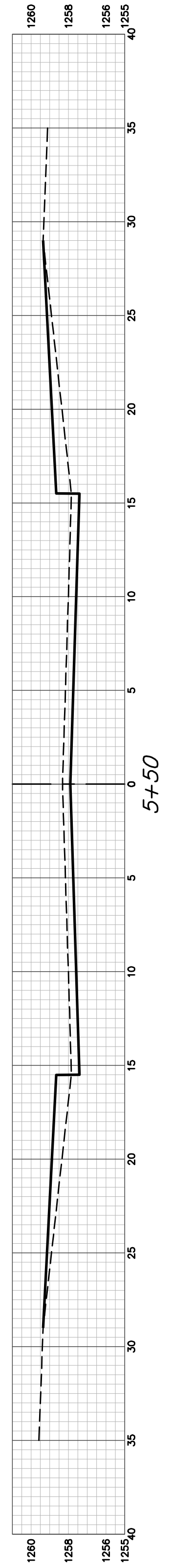
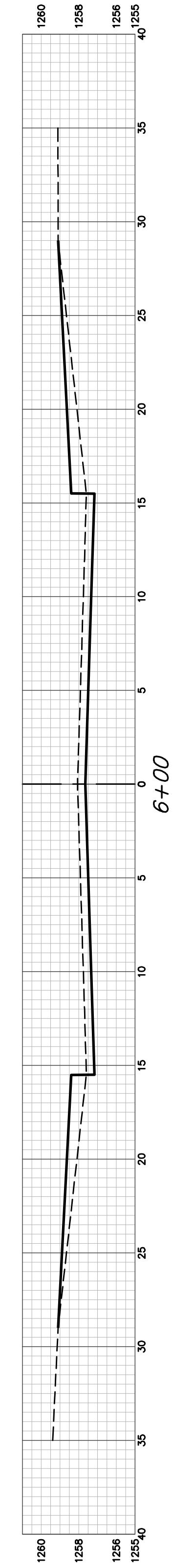
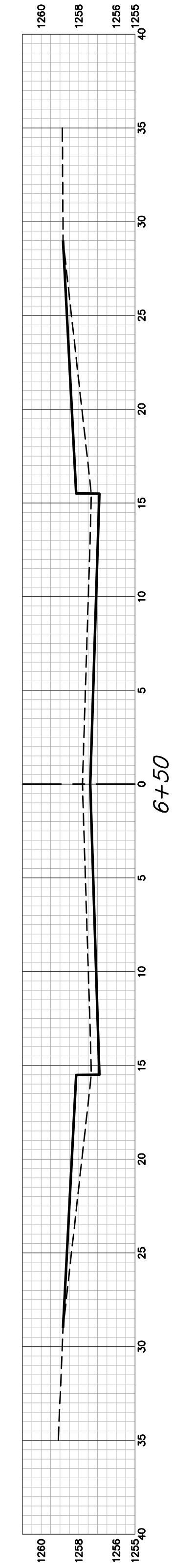
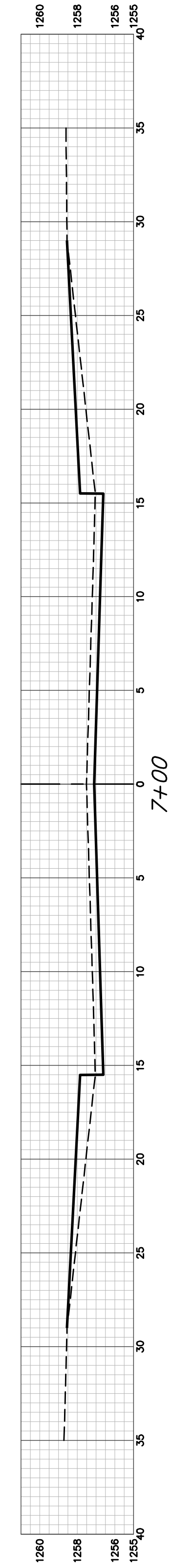
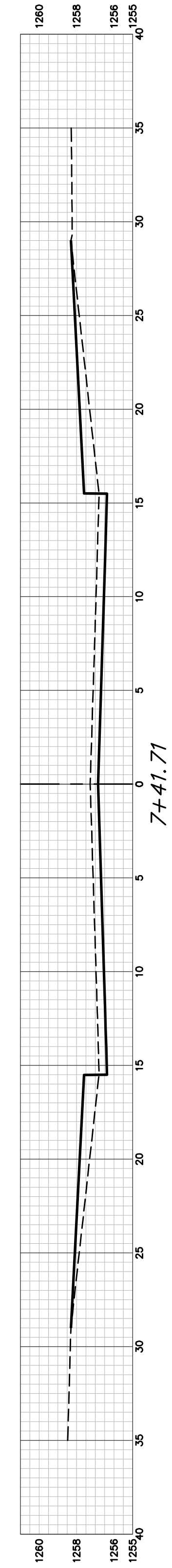


Sunflower DR CY Excavation (unadjusted)				Sunflower DR CY Loose Fill (unadjusted)			
Station	Area	Volume	Total	Station	Area	Volume	Total
0+00	16.19	0.00	0.00	0+00	10.85	0.00	0.00
0+50	12.96	27.00	27.00	0+50	10.85	20.09	20.09
1+00	12.96	24.01	51.00	1+00	10.85	20.09	40.19
1+50	12.96	24.01	75.01	1+50	10.85	20.09	60.28
2+00	12.96	24.01	99.01	2+00	10.85	20.09	80.38
2+50	12.96	24.01	123.02	2+50	10.85	20.09	100.47
3+00	12.96	24.01	147.02	3+00	10.85	20.09	120.57
3+50	12.96	24.01	171.03	3+50	10.85	20.09	140.66
4+00	12.96	24.01	195.03	4+00	10.85	20.09	160.75
4+50	12.96	24.01	219.04	4+50	10.85	20.09	180.85
5+00	12.96	24.01	243.04	5+00	10.85	20.09	200.94
5+50	12.96	24.01	267.05	5+50	10.85	20.09	221.04
6+00	12.96	24.01	291.05	6+00	10.85	20.09	241.13
6+50	12.96	24.01	315.06	6+50	10.85	20.09	261.23
7+00	12.96	24.01	339.06	7+00	10.85	20.09	281.32
7+41.71	12.96	20.02	359.09	7+41.71	10.82	16.74	298.06



SUNFLOWER DR

