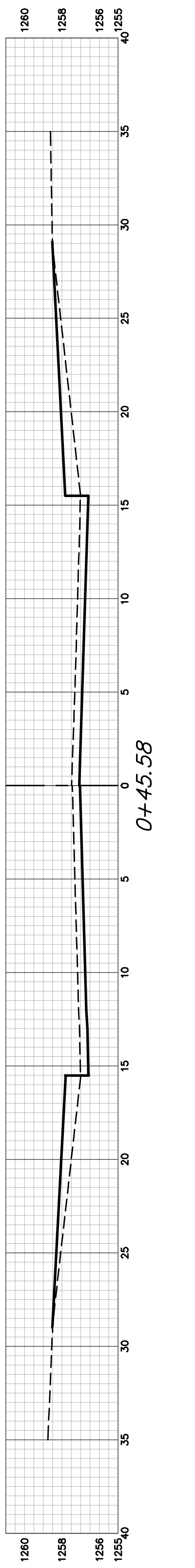
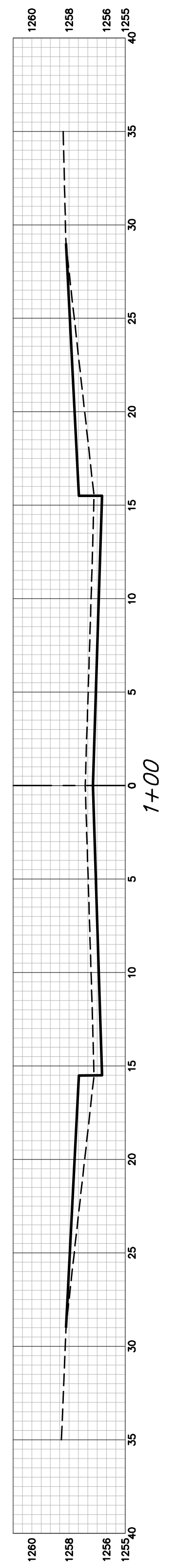
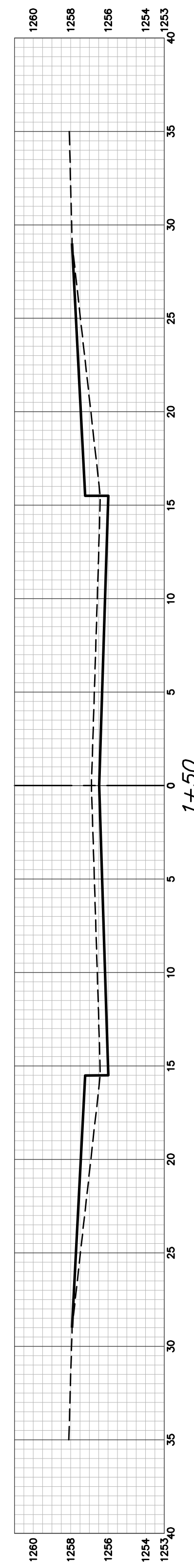
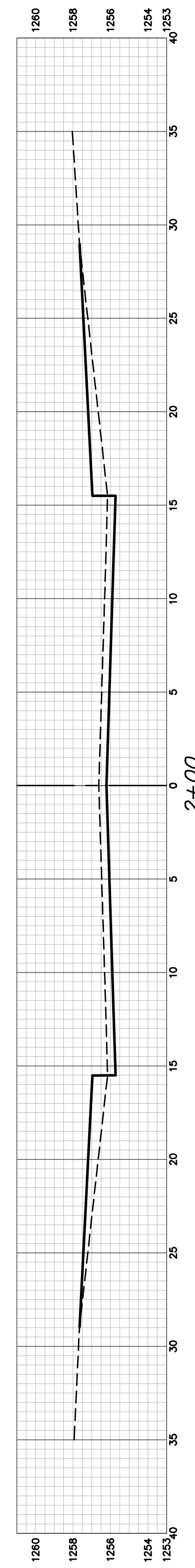
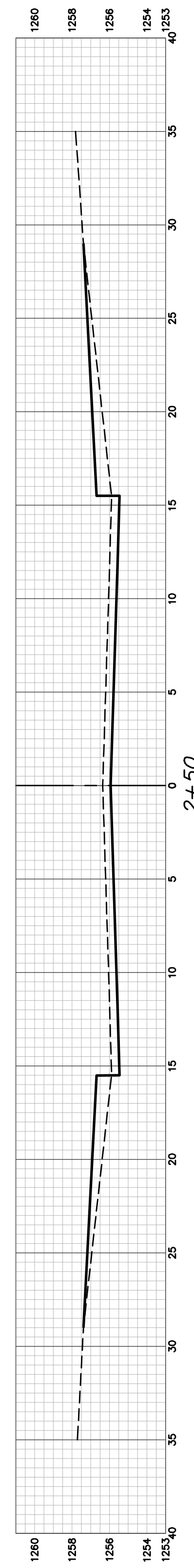
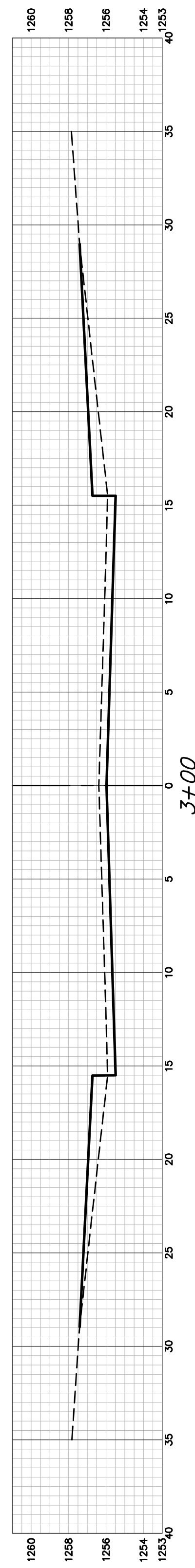
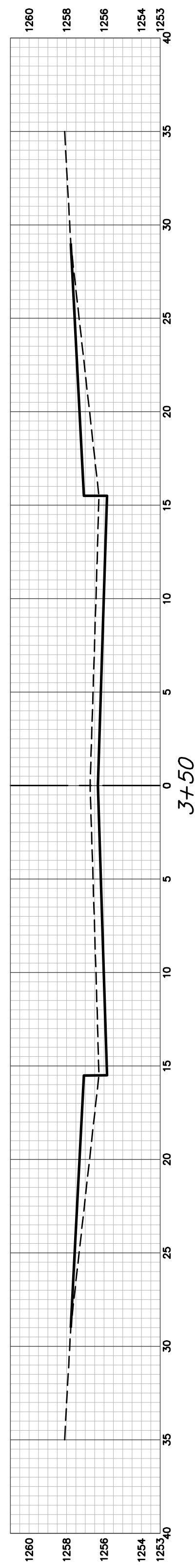
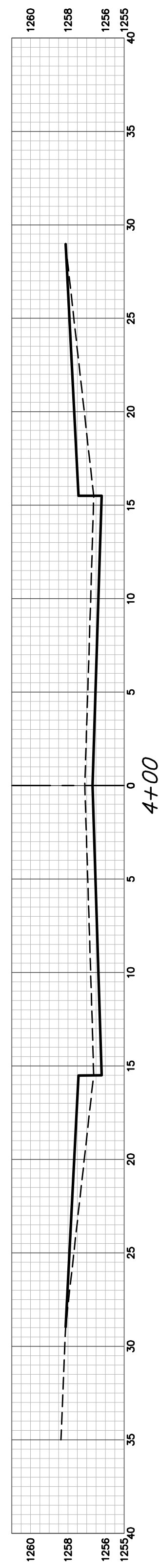
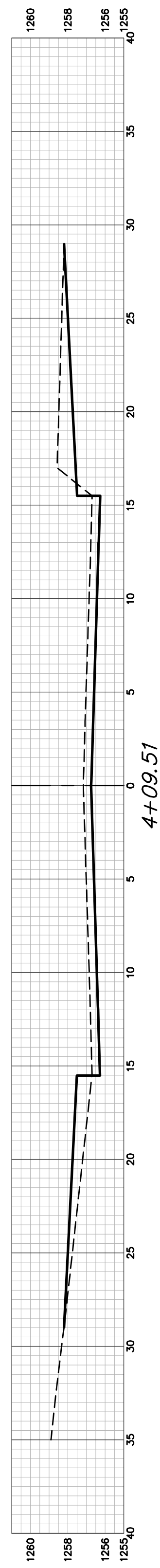


Vassar AVE CY Excavation (unadjusted)				Vassar AVE CY Loose Fill (unadjusted)			
Station	Area	Volume	Total	Station	Area	Volume	Total
0+45.58	12.82	0.00	0.00	0+45.58	10.90	0.00	0.00
1+00	12.96	25.99	25.99	1+00	10.85	21.91	21.91
1+50	12.96	24.01	50.00	1+50	10.85	20.09	42.00
2+00	12.96	24.01	74.00	2+00	10.85	20.09	62.10
2+50	12.96	24.01	98.01	2+50	10.85	20.09	82.19
3+00	12.96	24.01	122.01	3+00	10.85	20.09	102.28
3+50	12.96	24.01	146.02	3+50	10.85	20.09	122.38
4+00	12.96	24.01	170.02	4+00	10.85	20.09	142.47
4+09.51	19.41	5.70	175.72	4+09.51	5.67	2.91	145.38



VASSAR AVE

