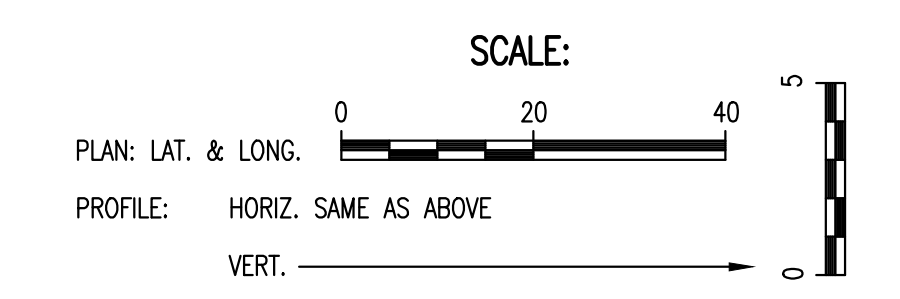
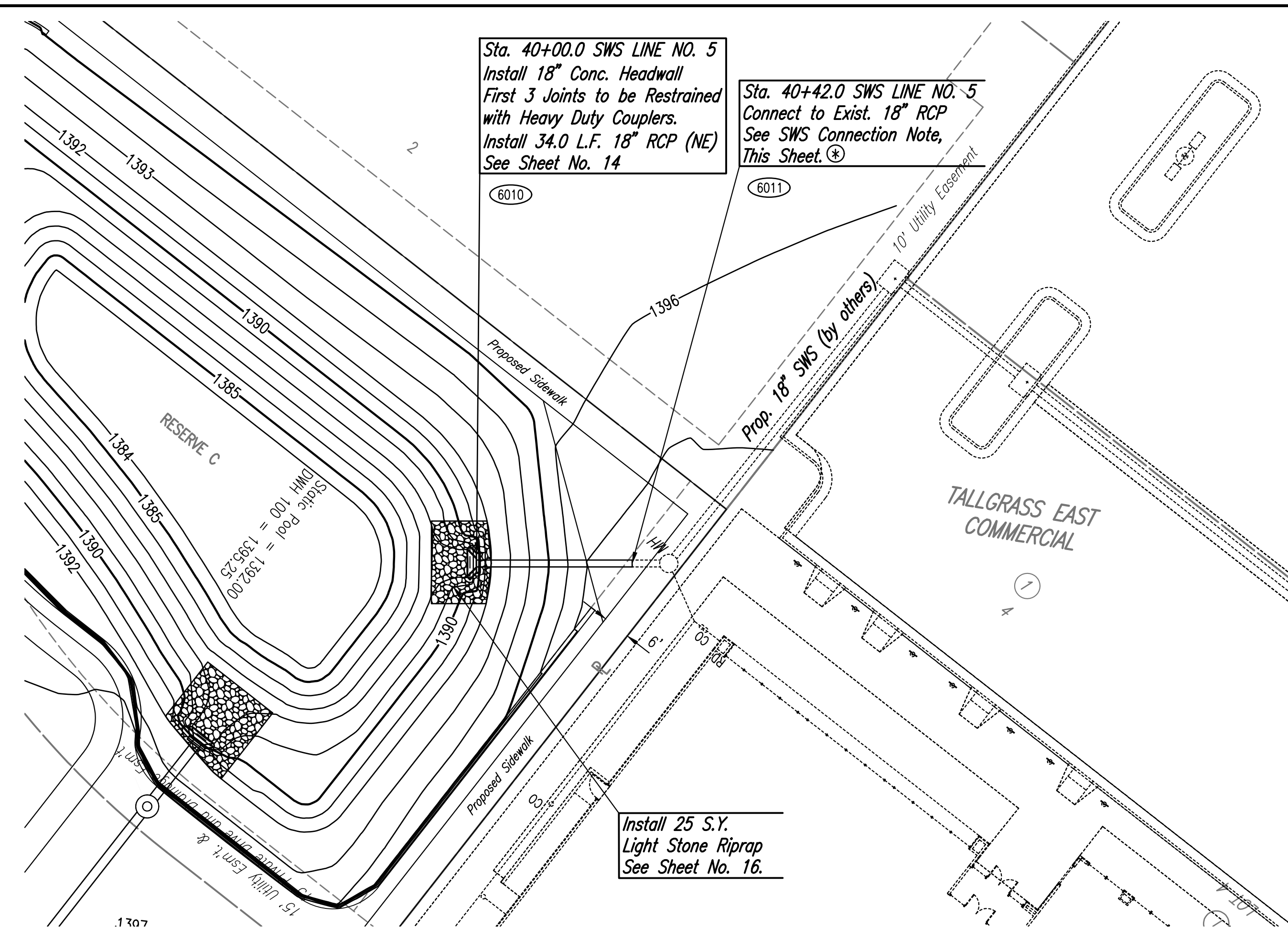
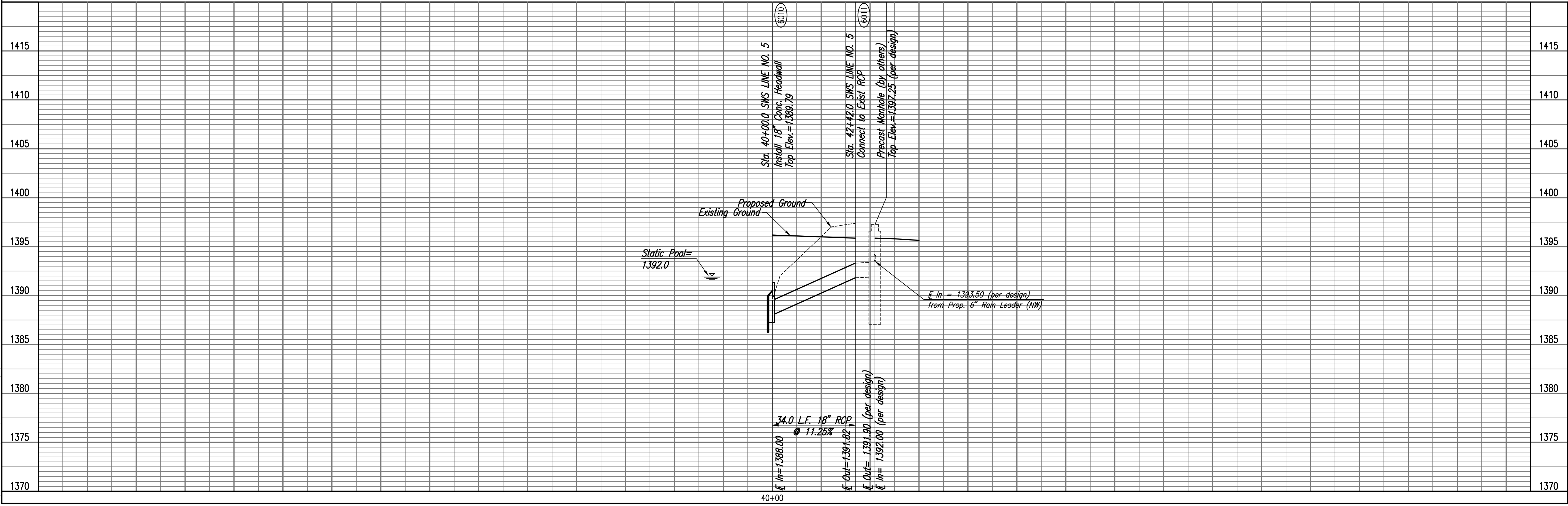


PLAN	CHECKED	BY	DATE
	CHECKED		

PROFILE	CHECKED	BY	DATE
	CHECKED		

Saved: 12-05-2016 10:12:30 AM by: JAG
 Plot Scale: 1:12-05-2016 11:17:18 AM by: KURTIS DEKAT
 U:\Wichita-Civil\2015\15627\002\Mun\Drawings\15627-002-08-STORM WATER SEWER NO.5



SWS CONNECTION:

⊗ PRIOR TO CONSTRUCTION CONTRACTOR SHALL VERIFY HORIZONTAL AND VERTICAL LOCATION AND SIZE OF EXISTING SWS PIPE AND REPORT THESE FINDINGS TO THE ENGINEER SO THAT ANY NECESSARY ADJUSTMENTS CAN BE MADE. INSTALL CONNECTION OF EXISTING AND PROPOSED SWS PIPE TO BE RESTRAINED WITH HEAVY DUTY COUPLERS. THE COST FOR THIS WORK SHALL BE CONSIDERED SUBSIDIARY TO PROJECT.

COORDINATE LIST

POINT	NORTH	EAST
6010	7,657.1561	9,428.6764
6011	7,635.6819	9,402.3805

⊗ = COORDINATE POINT NO.



TALLGRASS EAST COMMERCIAL 2ND ADDITION
 STORM WATER DRAIN NO. 407

STORM SEWER LINE NO.5

GARY JANZEN, P.E. - CITY ENGINEER
 CITY OF WICHITA PROJECT NO. 468-85097

PEC
 PROFESSIONAL ENGINEERING CONSULTANTS P.A.
 303 SOUTH TOPEKA WICHITA, KS 67202
 316-262-2691 www.pec1.com

Designed By: JAG, TBK
 Drawn By: BUS

Job No.: 31-15627-002
 Date: April 2016