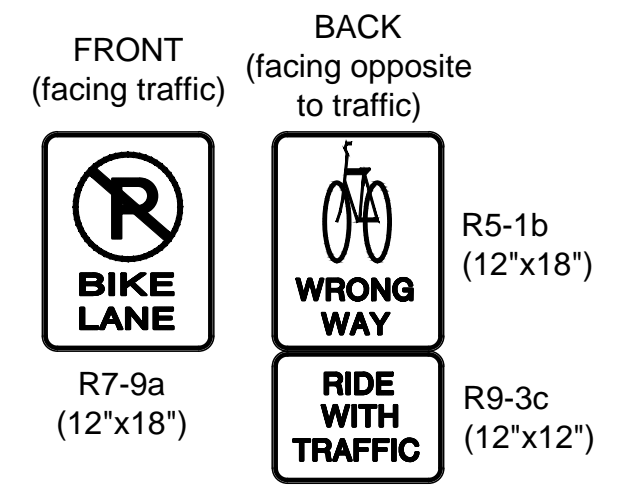


PLOTTED: Friday, May 05, 2017 @ 11:56AM
 J:\PROJECTS\2017\150104077_C0W_17TH STREET REHAB_150177_CADSHOTS\06 CIVIL\PAV\1717 MARK DETAILS.DWG

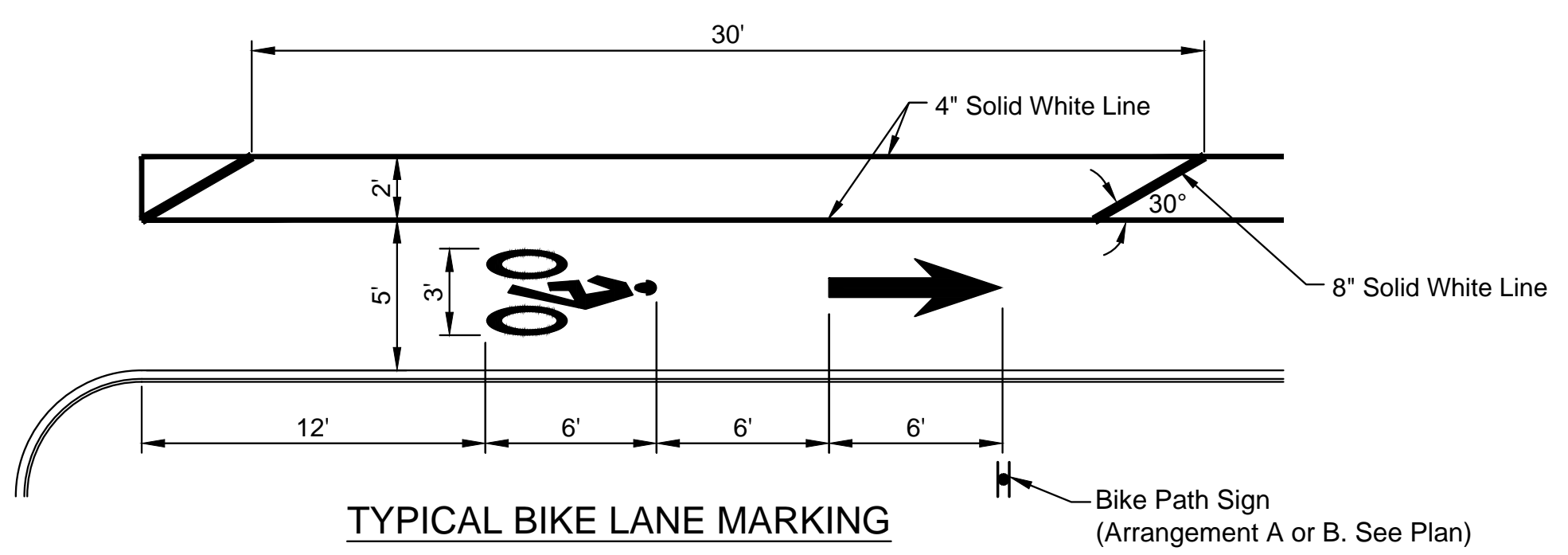


NOTE: Bike Path Sign Placement is Typical. Location may be Adjusted to avoid Conflicts with Utilities, Signs, or other Objects.

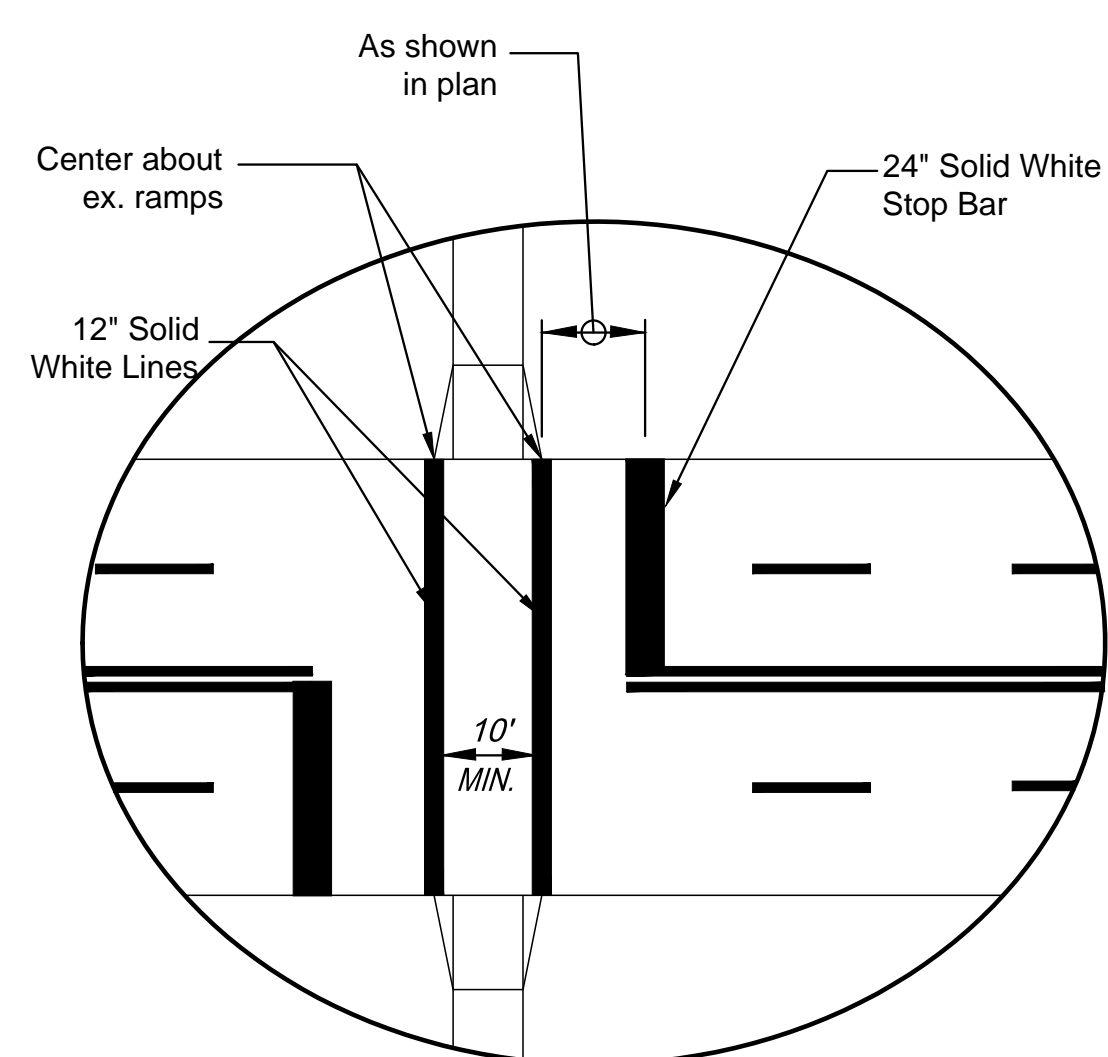


TYPICAL BIKE PATH SIGN - ARRANGEMENT (B)

TYPICAL BIKE PATH SIGN - ARRANGEMENT (A)



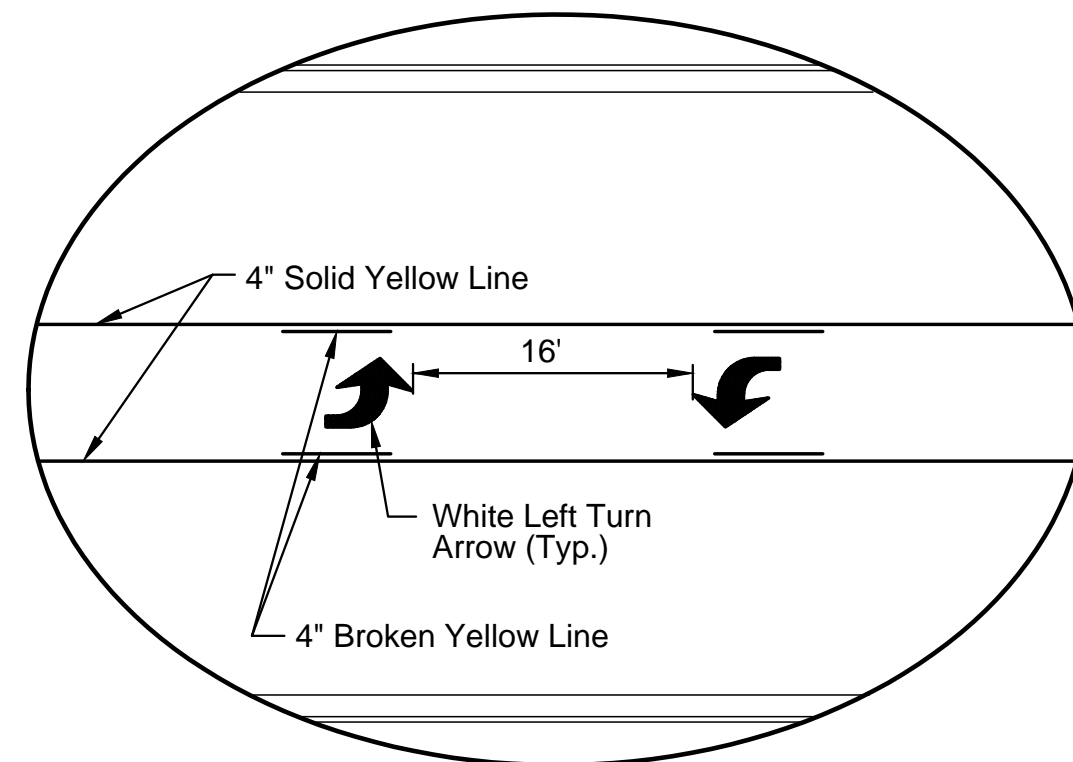
TYPICAL BIKE LANE MARKING




TYPICAL PAINTED CROSSWALK

Crosswalk lines shall be 12" solid white lines. They shall be spaced a minimum of 10' apart from inside edge to inside edge.

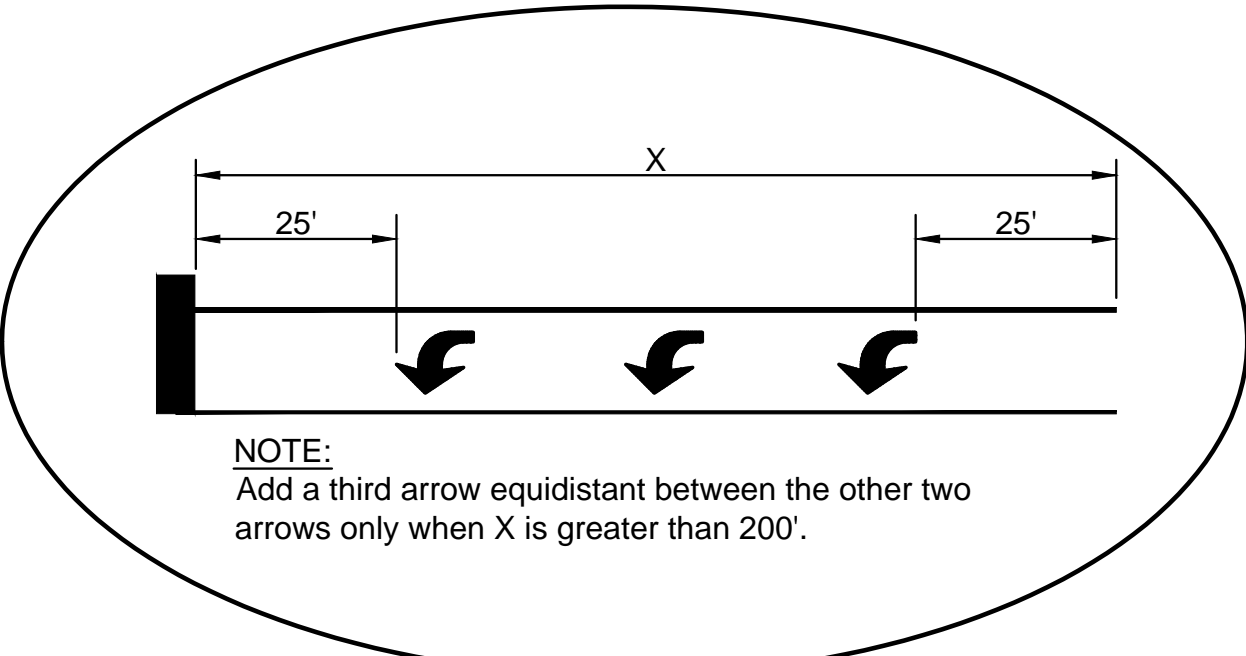
When required, Stop Lines shall be installed a minimum of 5' from crosswalks.



TWO WAY LEFT TURN DETAIL

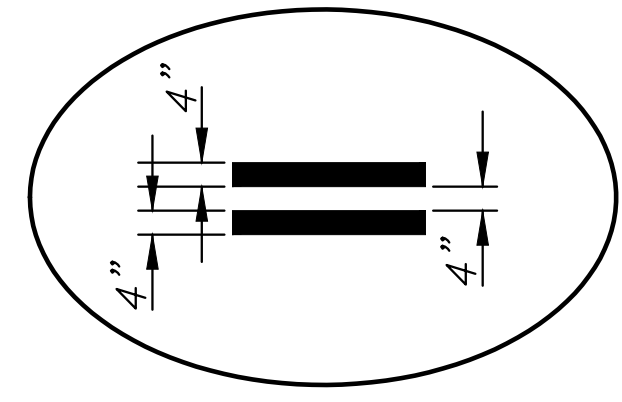


TYPICAL BIKE LANE SYMBOLS □ = 4"x4"

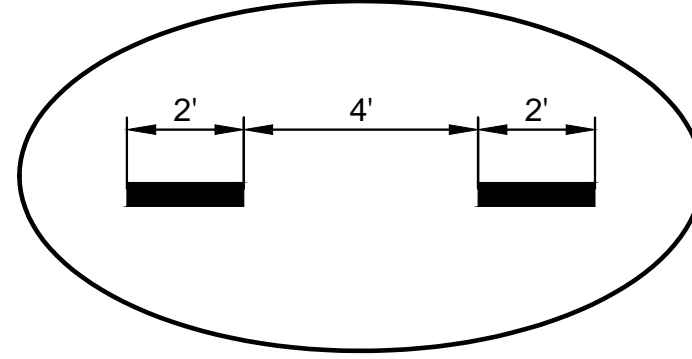


NOTE: Add a third arrow equidistant between the other two arrows only when X is greater than 200'.

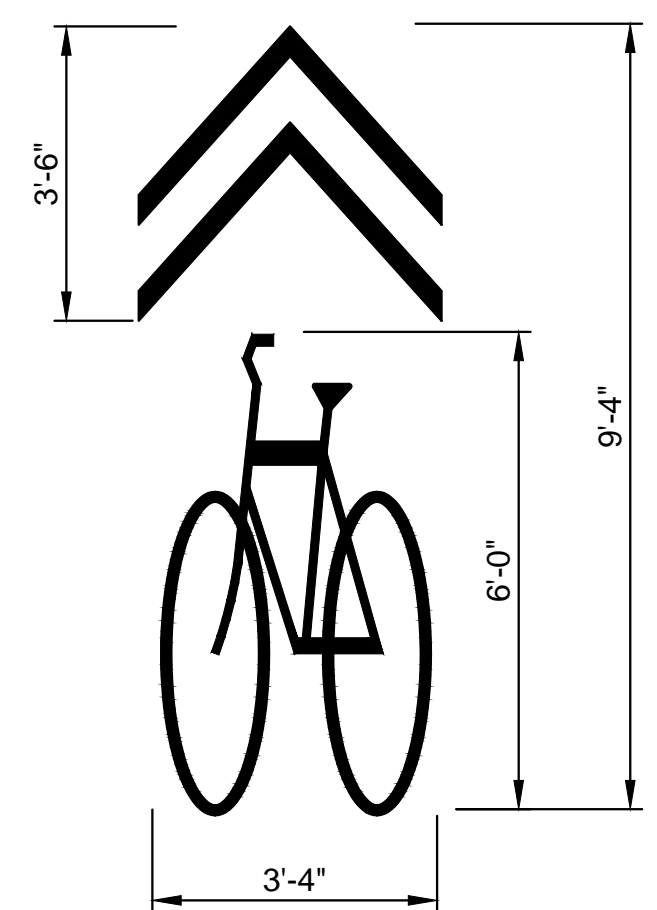
ARROW SPACING DETAIL



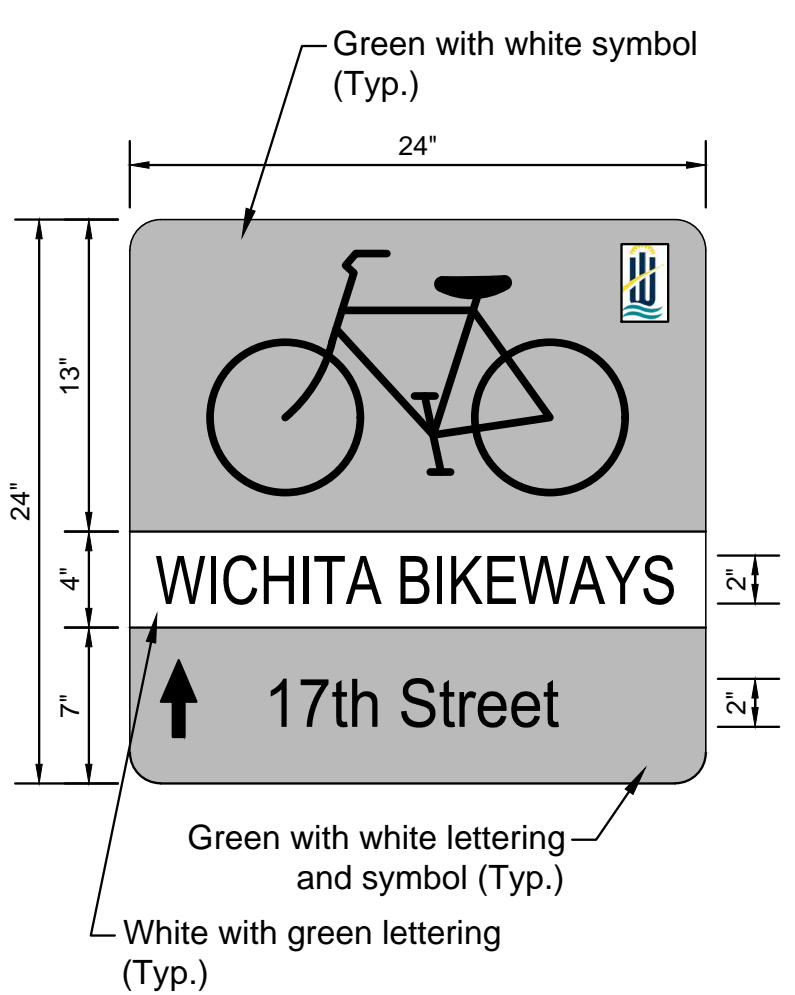
TYPICAL SPACING FOR 4" DOUBLE YELLOW LINE



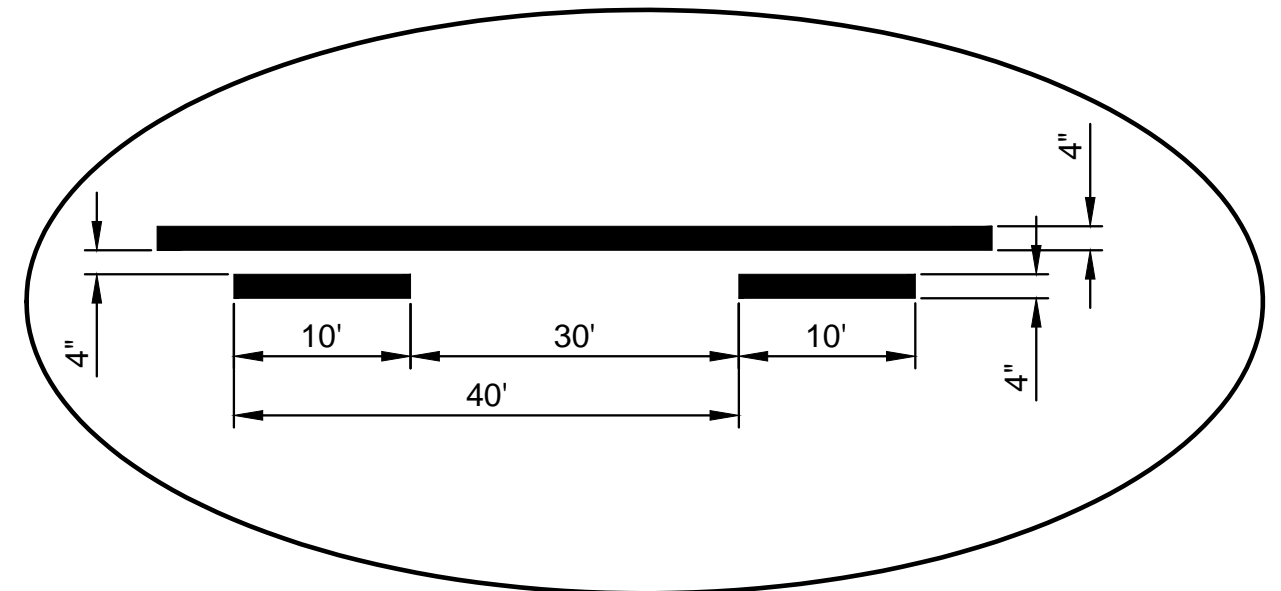
TYPICAL SPACING FOR 4" DOTTED WHITE EXTENSION LINE



SHARED LANE MARKING



SIGN (A)



TYPICAL SPACING FOR 4" BROKEN YELLOW LINES & 4" SOLID YELLOW LINE

Pavement Markings - All pavement markings shall be epoxy. All pavement markings on concrete shall be epoxy. Pavement markings shall be installed per manufacturer's recommendations and shall meet KDOT's 2015 Edition of the Standard Specification Section 806. Full traffic may not be restored (and substantial project completion achieved) until all pavement markings are in place. Should construction timing be such that restoration of traffic becomes necessary during temperatures prohibiting the installation of thermoplastic markings, the contractor shall install and maintain temporary markings until such time that thermoplastic markings may be properly installed. Except for the material requirement, temporary pavement markings shall be placed equivalent, in every manner (i.e. dimension, frequency, spacing, etc.), to the permanent marking layout. The cost for temporary pavement markings will not be paid for directly, but shall be considered subsidiary to the bid item for "Pavement Markings".

SUMMARY OF QUANTITIES (FOR INFORMATION ONLY)		
ITEMS	QUANTITY	UNIT
Pavement Marking (White)(4")	17,050	L.F.
Pavement Marking (White)(6")	120	L.F.
Pavement Marking (White)(8")	1,116	L.F.
Pavement Marking (White)(12")	96	L.F.
Pavement Marking (White)(24")	76	L.F.
Pavement Marking (Yellow)(4")	10,548	L.F.
Pavement Marking Symbol (Left Arrow)	34	Each
Pavement Marking Symbol (Thru Arrow)	26	Each
Pavement Marking Symbol (Bike)	27	Each
Pavement Marking Symbol (Sharrow)	1	Each
Pavement Marking Removal	750	L.F.

RECAPITULATION OF QUANTITIES		
BID ITEM	QUANTITY	UNIT
Pavement Marking	Lump Sum	L.S.



PAVEMENT MARKING AND SIGNAGE PLANS
17TH STREET BETWEEN HILLSIDE & OLIVER
 WICHITA, KS

©2017 MKEC Engineering All Rights Reserved
 www.mkec.com
 These drawings and their contents, including, but not limited to, all concepts, designs, & ideas are the exclusive property of MKEC Engineering (MKEC), and may not be used or reproduced in any way without the express consent of MKEC.

PAVEMENT MARKING & SIGNING DETAILS	
PROJECT NO.	472-85215
DATE	5/3/2017
SCALE	NONE
DESIGNED	DRAWN
JRA	BKS
CHECKED	BLB

NO.	REVISION	DATE