FHWA REGION NO.	STATE	PROJECT NUMBER	FISCAL YEAR	SHEET NUMBER	TOTAL SHEETS
7	KANSAS	87N-0195-01	2001	65	127

REFERENCES NOTED	BY	DATE
REFERENCES CHECKED		

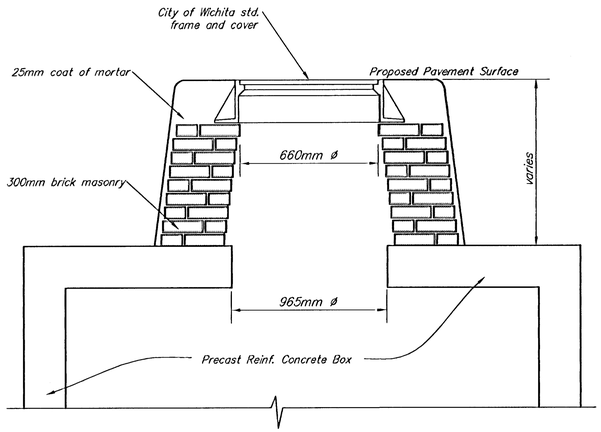

RCB ACCESS MANHOLE DETAILS

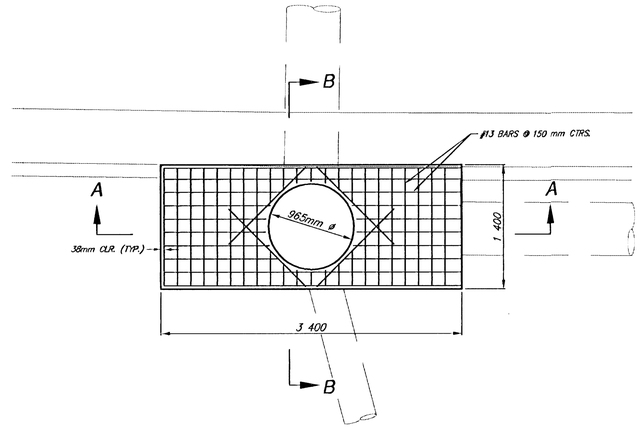

PLAN

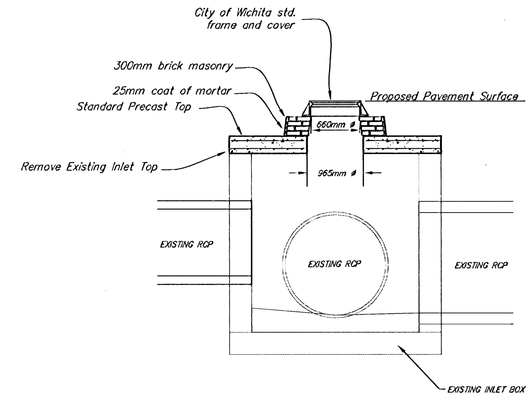

SECTION B-B

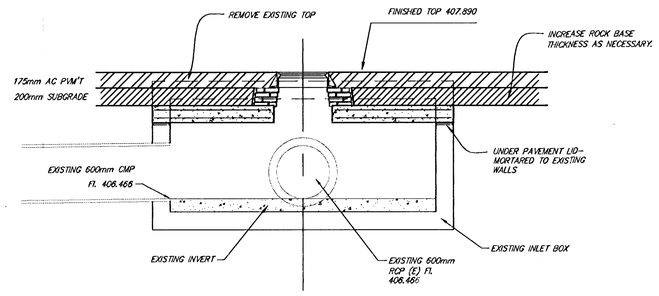

SECTION A-A

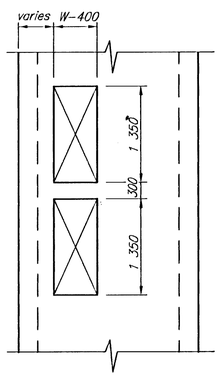

BLOCKOUT DETAIL

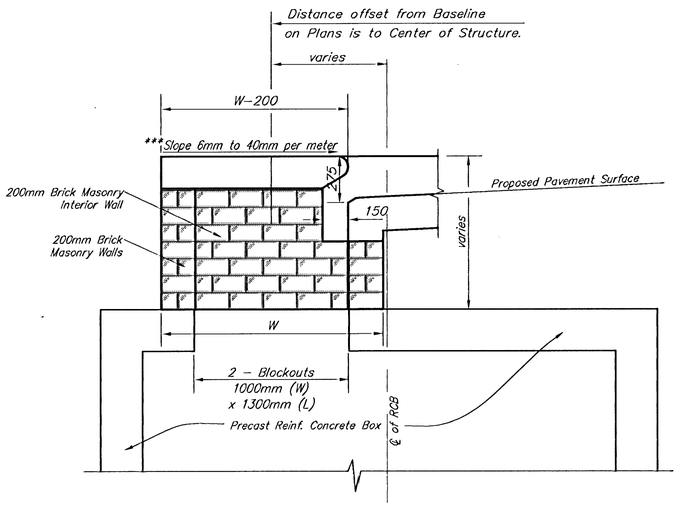

TYPE 1A INLET TOP DETAILS

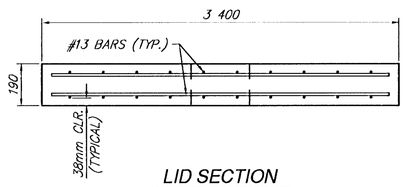

LID SECTION
(UNDER PAVEMENT)

INLET - TO - MANHOLE CONVERSION

GENERAL NOTES:

1. Inlet invert shall be shaped with Class III concrete to create flow channels and to increase hydraulic efficiency such that the inlet will be self cleaning between all inlet and/or outlet pipes.
2. Concrete tops to be installed on thin mortar cushion to insure full support along brick walls. Concrete tops may be cast in place or precast. Concrete used for construction shall be 3500 psi pavement mix.
3. Reinforcing bars shall be spaced on 6" max. centers Bars to be field bent or cut to clear manhole ring.
4. The ends of all pipes installed in inlets shall be cut off flush with the inside face of the inlet wall.

MAPLE - 135TH TO 119TH STREET WEST
ACCESS MANHOLE & INLET TOP

SRB
924 NORTH MAIN
WICHITA, KANSAS 67203
www.srb1.com
316-264-6005
FAX 264-4621
E-Mail: srb@srb1.com
SAVOY, RUGGLES & BOHM, P.A.
ENGINEERING & SURVEYING

PROJECT NUMBER
472-76-245-83262-000-000-001

DRAWN	DESIGN	REVIEW	DATE	UTILITY	SRB JOB
JDS	JDS			Sept. 27, 2001	1217T

APPROVED

SHEET 65 OF 127

Doc. TILE: Wichita Conversion