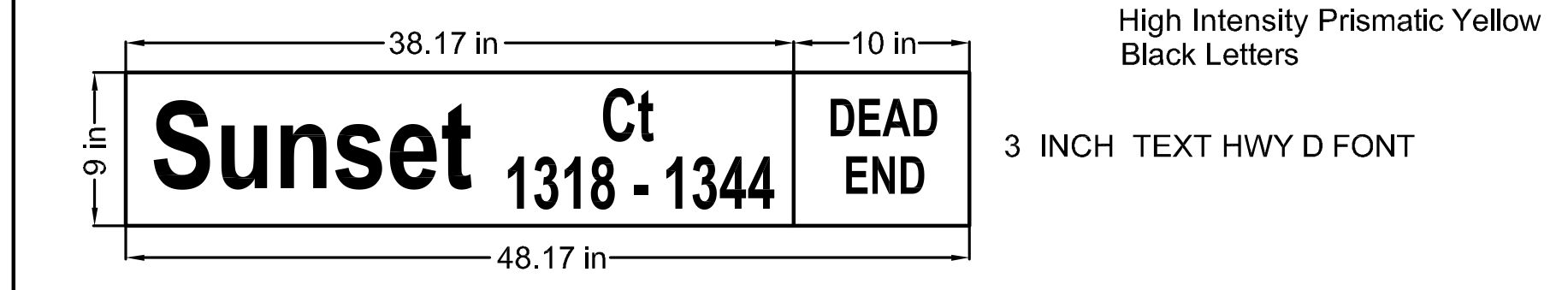
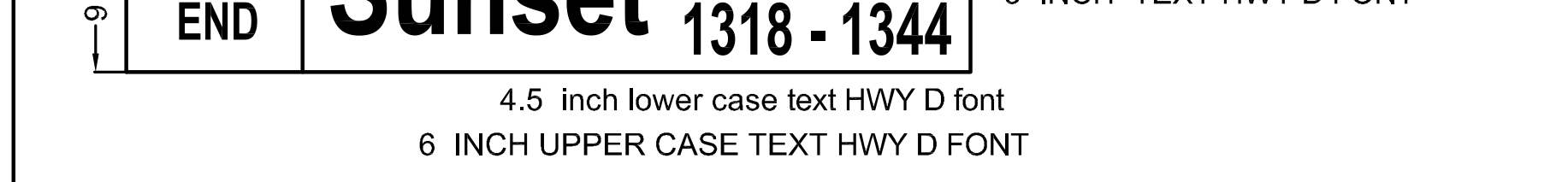


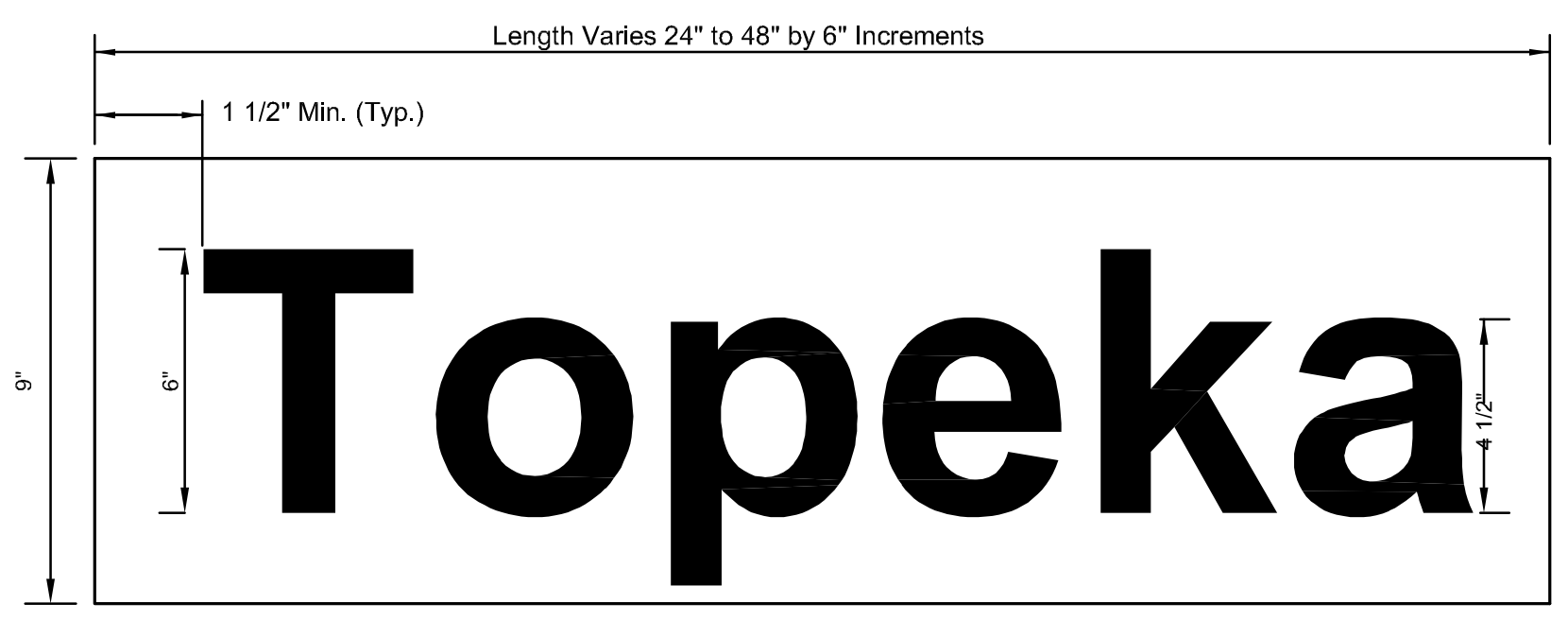
High Intensity Prismatic Yellow Black Letters
3 INCH TEXT HWY D FONT



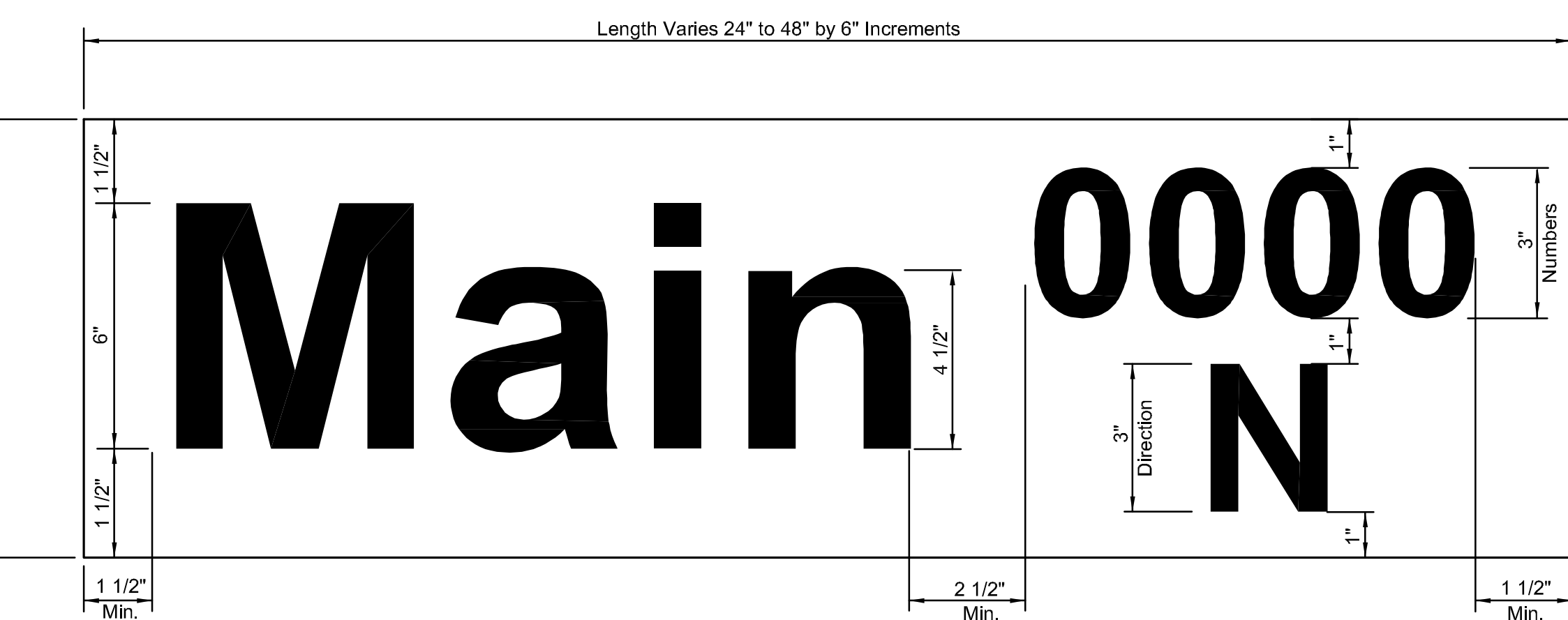
High Intensity Prismatic Yellow Black Letters
3 INCH TEXT HWY D FONT



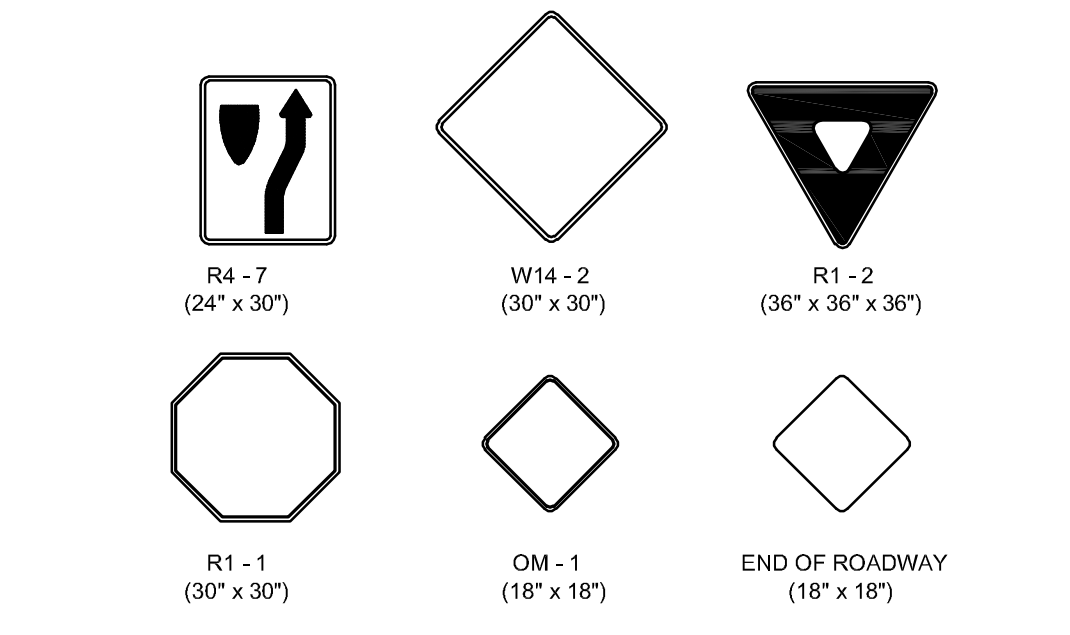
4.5 inch lower case text HWY D font
6 INCH UPPER CASE TEXT HWY D FONT



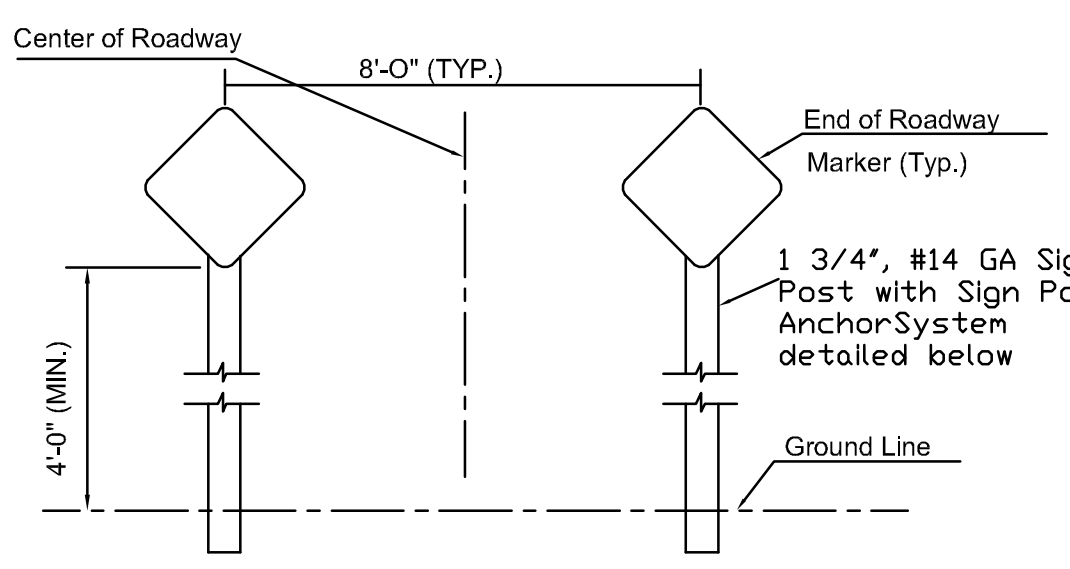
DETAIL A
9" STANDARD



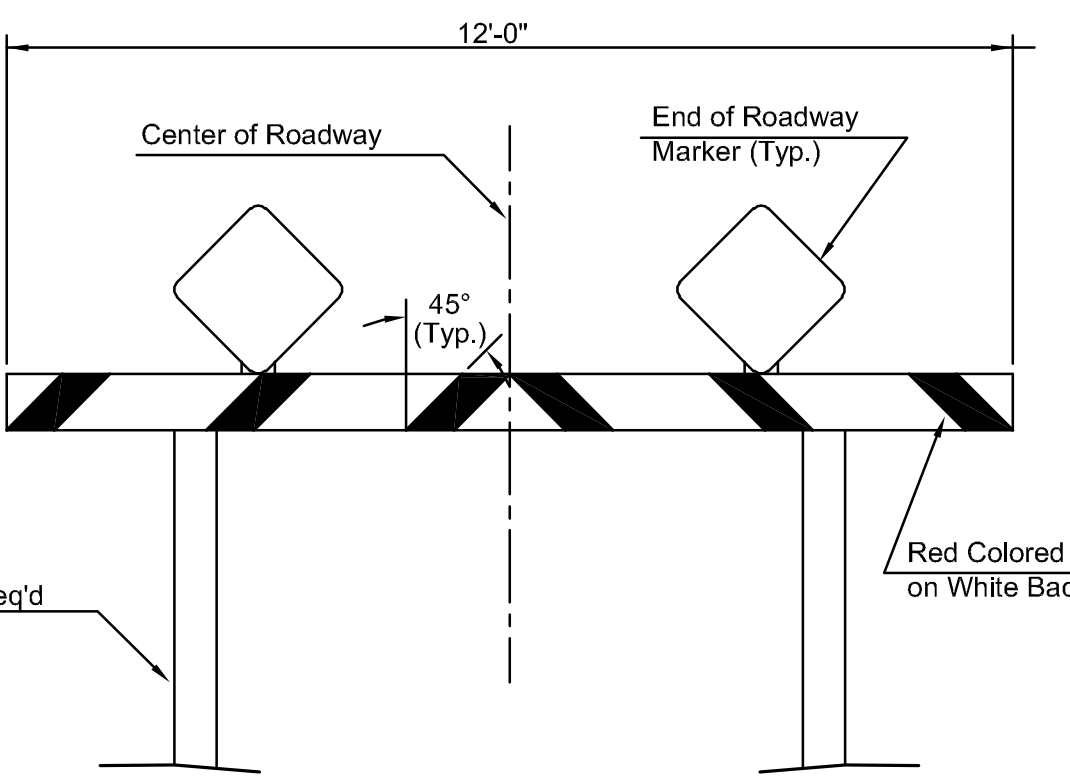
DETAIL B
9" METRO



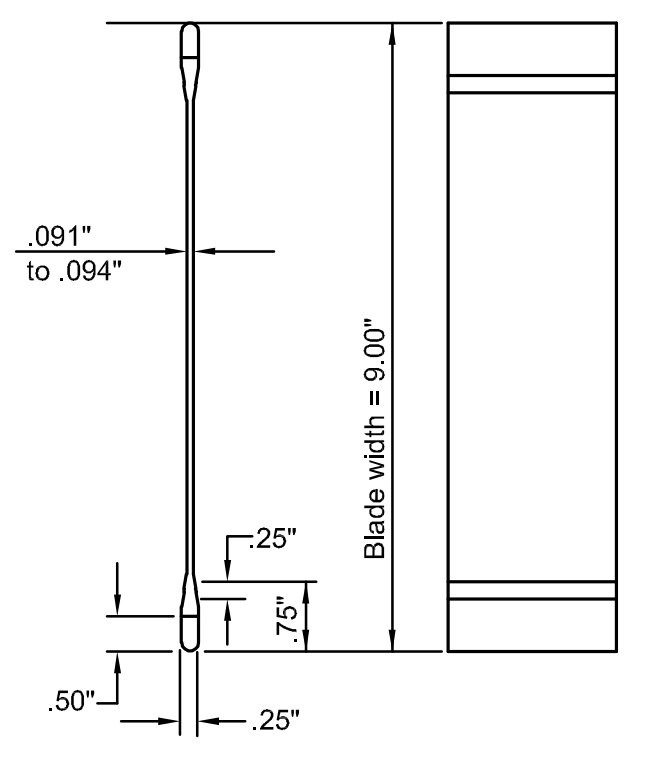
* IN NO CASE SHALL THE SPECIFICATIONS BE LESS THAN REQUIRED BY THE CURRENT MUTCD.



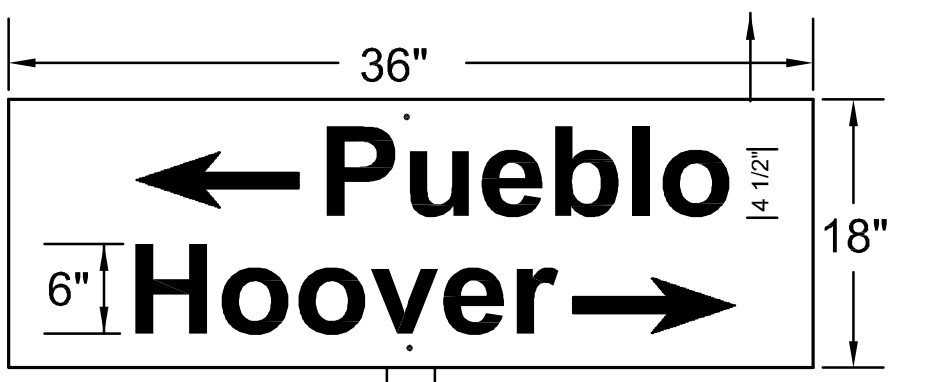
TYPICAL END OF ROADWAY SIGN MOUNTING INSTALLATION



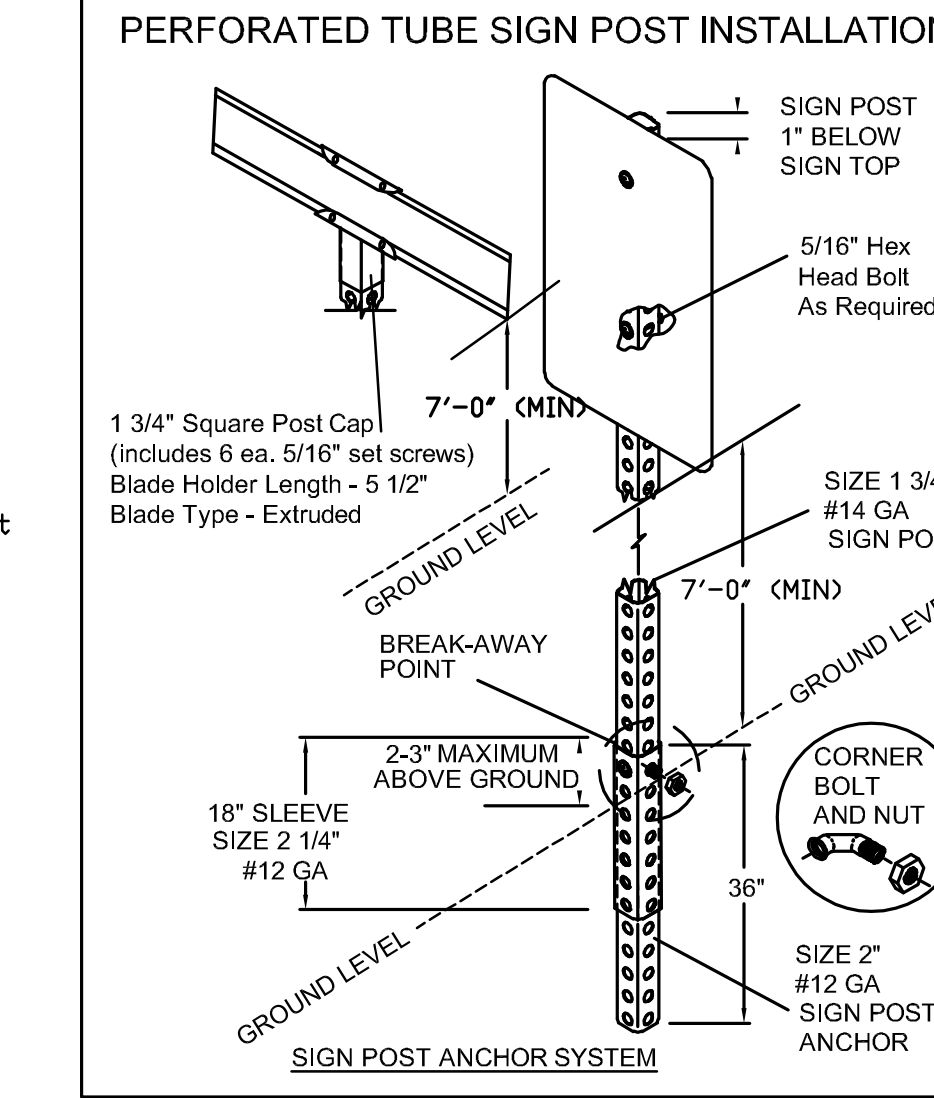
TYPE I BARRICADE DETAIL W/ E.O.R. MARKERS



STREET NAME SIGN
BLADE DETAILS



FLAT PLATE STREET NAME SIGN



PERFORATED TUBE SIGN POST INSTALLATION

STREET NAME	NO. BLADES REQ'D	
	9" STD.	9" METRO
127th St 1500 N		2
127th St 1600 N		1
127th St 1700 N		2
127th St 1900 N		1
127th St 2000 N		2
127th St 2100 N		1
Birchwood 12700 E		1
Edgewood 12700 E		1
Castwood 12700 E		1
Tallowood 12700 E		1
Rocky Creek Pkwy 12800 E		1
19th St 12700 E		1
Reeds Cove 12800 E		1
Shadybrook 12700 E		1
127th Ct 2104-2122		1

SIGN ASSEMBLY TABLE

STATION	OFFSET	SIGN	QUANTITY*
16+90.26	54.0' L	R1-1	1
20+53.26	51.0' L	R1-1	1
29+73.68	51.0' L	R1-1	1
33+66.50	48.0' L	R1-1	1
34+21.12	41.0' R	R1-1	1
47+82.71	50.0' L	R1-1	1
48+39.25	58.0' R	R1-1	1
54+22.01	42.0' L	R1-1	1
58+02.08	41.0' R	R1-1	1
			9
11+25.55	38.0' R	R2-1	1
33+03.25	30.0' L	R2-1	1
39+31.86	30.0' L	R2-1	1
57+42.71	36.0' L	R2-1	1
			4
33+16.18	46.0' R	R3-7	1
47+34.11	41.0' R	R3-7	1
			2
30+81.10	30.0' R	R4-4	1
45+28.63	31.0' R	R4-4	1
			2
36+11.9	40.5' R	R5-3	1
36+31.9	42.0' L	R5-3	1
			2
12+57.25	37.0' L	R5-1b	1
35+26.25	31.0' R	R5-1b	1
37+21.37	30.0' L	R5-1b	1
47+24.41	30.0' L	R5-1b	1
48+94.91	30.0' R	R5-1b	1
58+88.72	31.0' R	R5-1b	1
			6
12+99.03	32.0' R	SIGN A	1
58+86.77	36.0' L	SIGN A	1
			2
34+40.6	31.0' R	SIGN B	1
37+62.34	31.0' L	SIGN B	1
			2
35+26.25	31.0' R	SIGN C	1
			1
37+21.37	30.0' R	SIGN D	1
			1
47+24.41	30.0' L	SIGN E	1
48+94.91	30.0' R	SIGN E	1
			2
12+41.80	0.0'	OM1-3	1
15+19.20	0.0'	OM1-3	1
17+60.80	0.0'	OM1-3	1
18+82.00	0.0'	OM1-3	1
21+24.80	0.0'	OM1-3	1
22+67.86	0.0'	OM1-3	1
24+89.23	0.0'	OM1-3	1
26+86.20	0.0'	OM1-3	1
29+39.80	0.0'	OM1-3	1
31+82.20	0.0'	OM1-3	1
35+75.80	0.0'	OM1-3	1
36+90.20	0.0'	OM1-3	1
43+29.85	0.0'	OM1-3	1
44+47.20	0.0'	OM1-3	1
49+97.80	0.0'	OM1-3	1
52+64.20	0.0'	OM1-3	1
54+57.23	60.0' L	OM1-3	1
55+94.80	0.0'	OM1-3	1
57+15.20	0.0'	OM1-3	1
57+63.08	62.0' R	OM1-3	1
			20
34+51.0	31.0' R	W11-15	1
38+12.34	31.0' L	W11-15	1
			2
34+51.0	44.0' L	W16-9p	1
38+12.34	31.0' R	W16-9p	1
			2
54+57.23	30.0' L	R4-7	1
57+63.08	62.0' R	R4-7	1
			2
35+76.86	30.0' R	R1-5	1
36+66.72	30.0' L	R1-5	1
			2
36+11.9	40.5' R	STATE LAW	1
36+31.9	42.0' L	STATE LAW	1
			2
TOTAL			63

NOTE: REFERENCES BELOW TO "STANDARD SPECIFICATIONS" DENOTE "STANDARD SPECIFICATION FOR STATE ROAD AND BRIDGE CONSTRUCTION EDITION 1990" BY THE KANSAS DEPARTMENT OF TRANSPORTATION.

- FABRICATION AND INSTALLATION OF ALL SIGNS SHALL CONFORM TO THE LATEST EDITION OF THE MUTCD.
- POST ANCHORS: POSTS SHALL BE ANCHORED WITH A YIELDING BASE POST SUPPORT AS DETAILED.
- POSTS FOR TRAFFIC CONTROL SIGNS: POSTS SHALL BE GALVANIZED AND CONFORM TO THE REQUIREMENTS OF SUBSECTION 1620 OF THE STANDARD SPECIFICATIONS, EXCEPT THAT ALL POSTS SHALL WEIGH 3 LBS./FT. MINIMUM.
- POSTS FOR STREET NAME SIGNS (SNS): POSTS SHALL BE 9 FEET LONG, CONSTRUCTED FROM #14 GALVANIZED STEEL PIPE AND SHALL BE 1 3/4" SQUARE WEIGHING A MINIMUM OF 3 LBS/FT. POSTS SHALL BE POSITIONED SO THAT THE BOTTOM BLADE IS 7 FEET ABOVE GRADE.
- POSTS FOR END OF ROADWAY SIGN TO BE 8' LONG AND INSTALLED A MINIMUM OF 4' FROM ROADWAY TO BOTTOM OF SIGN.
- SIGN BLANKS FOR TRAFFIC CONTROL SIGNS: SIGN BLANKS SHALL BE FABRICATED FROM 0.080" ALUMINUM ALLOY 6063-T6 CONFORMING TO THE REQUIREMENTS OF SUBSECTION 1626 OF THE STANDARD SPECIFICATIONS.
- SIGN BLADES FOR STREET NAME SIGNS: EXTRUDED ALUMINUM BLADES SHALL BE ALUMINUM ALLOY CONFORMING TO 6063-T6 OR 5052-H38 (ASTM SPECIFICATION B221, LATEST ISSUE). BLADES SHALL HAVE AN ALDOLINE OR PHOSPHATE ETCHED FINISH. BLADES SHALL HAVE SQUARE CORNERS AND NO HOLES.
MINIMUM BLADE LENGTH SHALL BE 24". MAXIMUM BLADE LENGTH SHALL BE 48". LENGTH VARIES BY INCREMENTS OF 6".
BLADES BEARING THE STREET NAMES SHALL BE FIRMLY ATTACHED TO THE MOUNTING BRACKETS USING ALLEN-TYPE CONICAL SET SCREWS. THE BLADES SHALL BE ORIENTED PARALLEL TO THE STREET.
- MOUNTING BRACKETS FOR SIGNS: DIE-CAST ALUMINUM BRACKETS SHALL BE ALUMINUM ALLOY 360 HAVING A TENSILE STRENGTH OF 44,000 PSI. THE BRACKETS SHALL BE SMOOTHLY FINISHED FREE OF PITS, BURRS, AND FLAWS. EACH BRACKET SHALL BE TAPPED AND DRILLED FOR #18" ZINC-PLATED ALLEN-TYPE SET SCREWS HAVING SELF-LOCKING SAW-TOOTH ENDS.
- FASTENERS: ALL STEEL FASTENERS FOR TRAFFIC CONTROL SIGNS SHALL BE GALVANIZED AND SHALL CONFORM TO THE REQUIREMENTS OF SUBSECTION 1614 OF THE STANDARD SPECIFICATIONS.
- REFLECTIVE SHEETING: REFLECTIVE SHEETING SHALL BE A MINIMUM OF HIGH INTENSITY PRISMATIC.
- PROCESS INK: ALL PROCESS INK SHALL CONFORM TO THE REQUIREMENTS OF SUBSECTION 2202 OF THE STANDARD SPECIFICATIONS.
- DETAILS - SNS: THE REFLECTIVE SHEETING FOR THE 9" STANDARD SIZE SNS IS TO BE THE HIGHWAY GREEN BACKGROUND WITH SILVER-WHITE #2 COPY WITH 6" UPPER CASE AND 4 1/2" LOWER CASE PRIMARY COPY AND SUFFIX COPY. BOTH SERIES "C". FACES TO TRIM TO A 8 1/2". (SEE DETAIL A.)
THE REFLECTIVE SHEETING FOR THE 9" METRO SIZE SNS IS TO BE THE HIGHWAY GREEN BACKGROUND WITH SILVERWHITE #2 COPY WITH 6" UPPER CASE AND 4 1/2" LOWER CASE PRIMARY COPY AND SUFFIX COPY. BOTH SERIES "C". THE CARDINAL DIRECTION CENTERED DIRECTLY BELOW THE BLOCK NUMBER SHALL BE AN UPPER CASE, 3" SERIES "C" LETTER. FACES TO TRIM TO A 8 1/2" WIDTH. (SEE DETAIL B.)
FOR CUL-DE-SAC STREETS, A 9" METRO SIZE BLADE SHALL BE USED WITH THE BLOCK NUMBERS DISPLAYED BENEATH THE STREET NAME.

IF BLOCK NUMBERS ARE NOT SHOWN ON THE PLANS THE CONTRACTOR SHALL CONTACT THE TRAFFIC ENGINEER AT 268-4501 PRIOR TO MANUFACTURING THE SIGN.

SHOP DRAWINGS OF LAYOUT FOR SNS SHALL BE SUBMITTED TO THE TRAFFIC ENGINEERING DIVISION OF THE CITY OF WICHITA FOR APPROVAL PRIOR TO FABRICATION. THE FINISHED SIGNS AS SUPPLIED SHALL BE OF GOOD APPEARANCE, FREE FROM RAGGED EDGES, CRACKS, SCALES OR BLISTERS AND SHALL BE CLEAN-CUT. SIGNS SHALL BE PACKED IN SUCH MANNER AS TO PREVENT DAMAGE OR DEFACTION DURING SHIPMENT OR STORAGE.

- PERMANENT TRAFFIC CONTROL AND SNS: PERMANENT TRAFFIC CONTROL AND SNS SHALL BE MEASURED AND PAID FOR AT THE LUMP SUM PRICE FOR SIGNING. THE PAYMENT AS SET FORTH ABOVE SHALL BE CONSIDERED FULL COMPENSATION FOR ALL EXCAVATION, BACKFILLING, POSTS, ANCHORS, FASTENERS, MATERIALS, LABOR, TOOLS AND INCIDENTALS NECESSARY TO COMPLETE THIS WORK.



SIGN DETAILS		
TRAFFIC ENGINEER Brian A. Coon P.E.		
PROJECT NUMBER 472-85158	OCA NUMBER 707065	DATE
CITY ENGINEER'S OFFICE CITY HALL - SEVENTH FLOOR 455 NORTH MAIN STREET WICHITA, KANSAS 67202-1620 (316) 268-4501		SHEET 133 OF 183