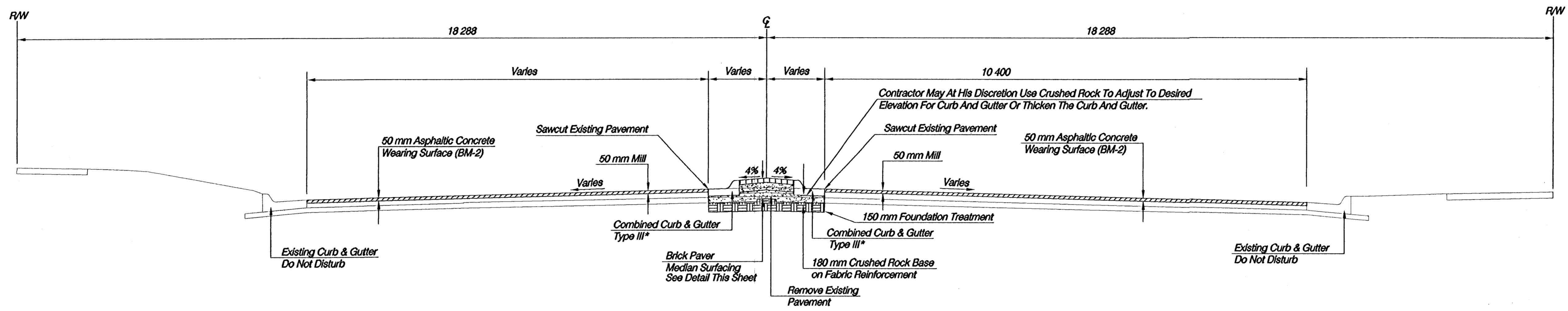
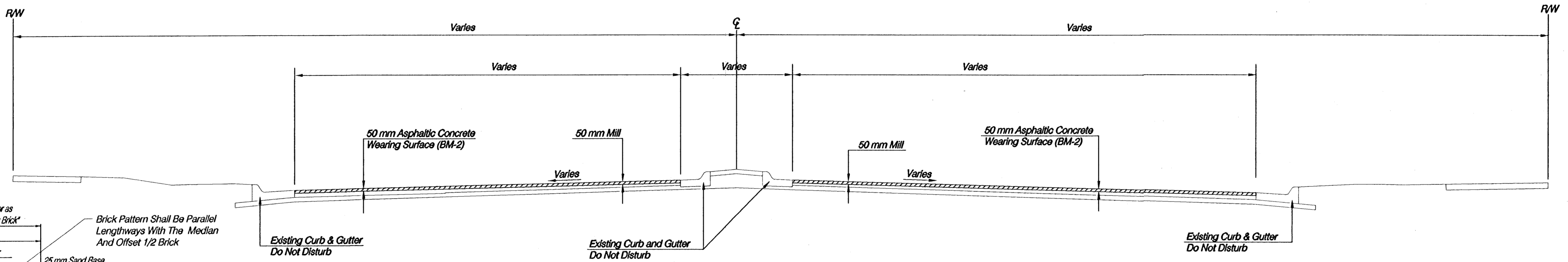


FHWA REG NO.	Sta. TE	PROJECT NO.	YEAR	SHEET NO.	TOTAL SHEETS
	KANSAS	87 N-0199-01	2002	9	158

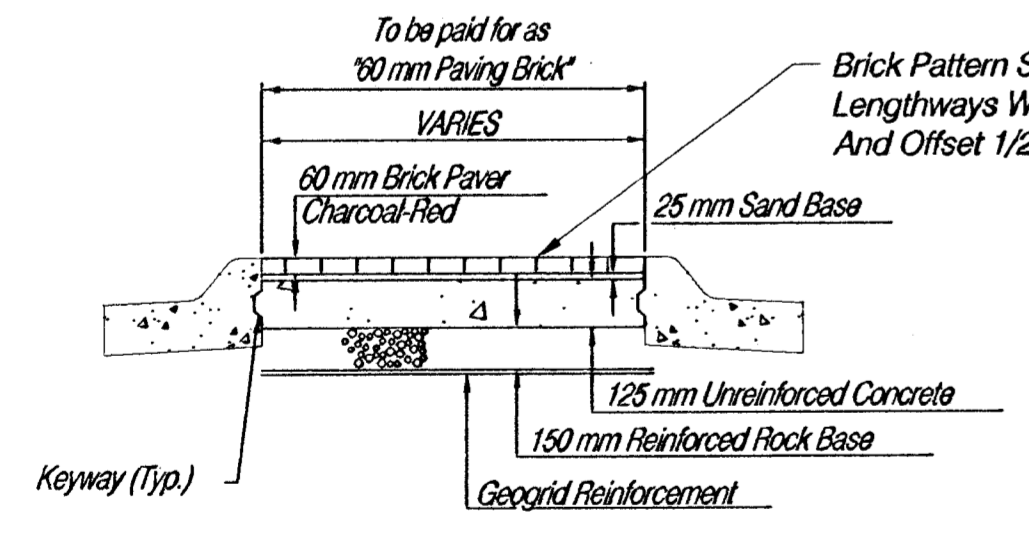
FED. AID NO. - CMQ-NO19(701)



Sta. 0+531.276 to Sta. 0+558.644
 Sta. 0+656.191 to Sta. 0+659.113
 Sta. 0+804.606 to Sta. 0+815.853



Sta. 0+558.644 to Sta. 0+656.191
 Sta. 0+729.989 to Sta. 0+738.129



BRICK PAVER SURFACE DETAIL

* Width Varies For Modified Curbs & Gutter Sections.
 See Sheet 96 For Modified Curb & Gutter Locations.
 See Sheet 96 For Modified Curb & Gutter Detail.
 A 150 mm P.C.C. Base Shall Be Used In Place Of 150 mm
 BM-2 Base Course Where Proposed Paving Is Less
 Than 1.5 m In Width. (Typ)
 Sod All Disturbed Areas.

ROCK ROAD
TYPICAL SECTIONS

HWS Consulting Group Inc.

Omaha Office
10844 Old Mill Rd., Ste 1
Omaha, NE 68154
Phone: (402) 333-5792
Fax: (402) 333-2248

Designed By: BWE	Checked By: RJK
Drawn By: HHS	Date: 03-25-2002 Job No. 55-70-2003