FHWA REG NO.	STATE	PROJECT NO.	YEAR	SHEET NO.	TOTAL SHEETS
7	KANSAS	87 N-0199-01	2002	111	158

FED. AID NO. CMQ-N019(901)

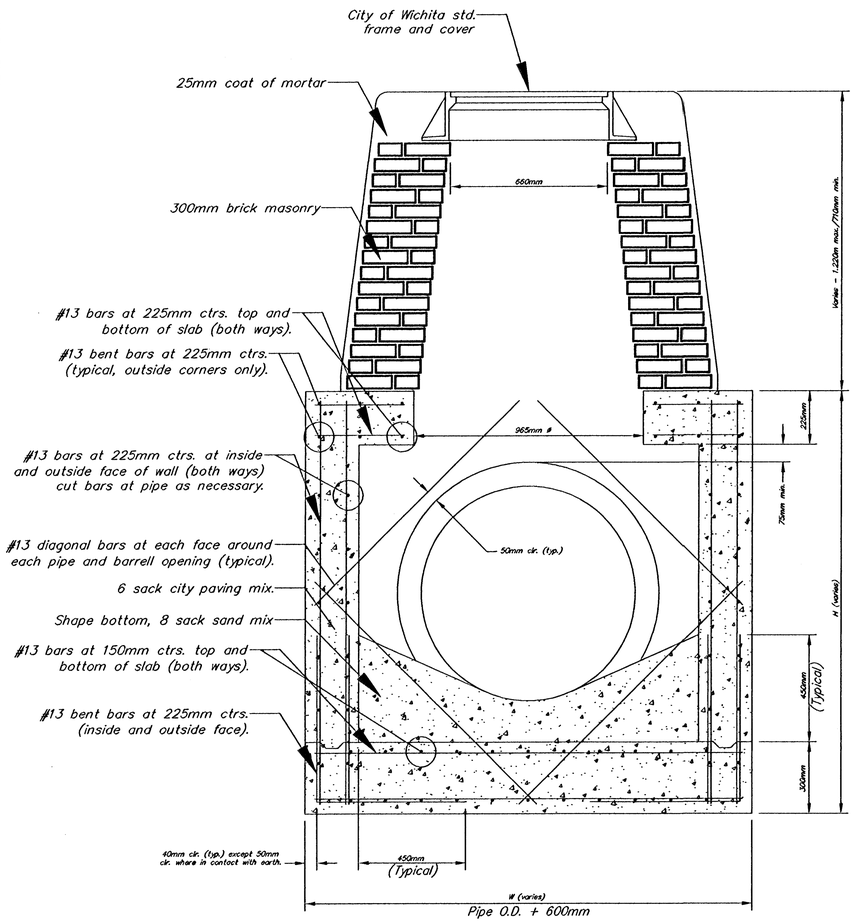

REINFORCED CONCRETE MANHOLE
STACK HEIGHT - 710MM TO 1.220M

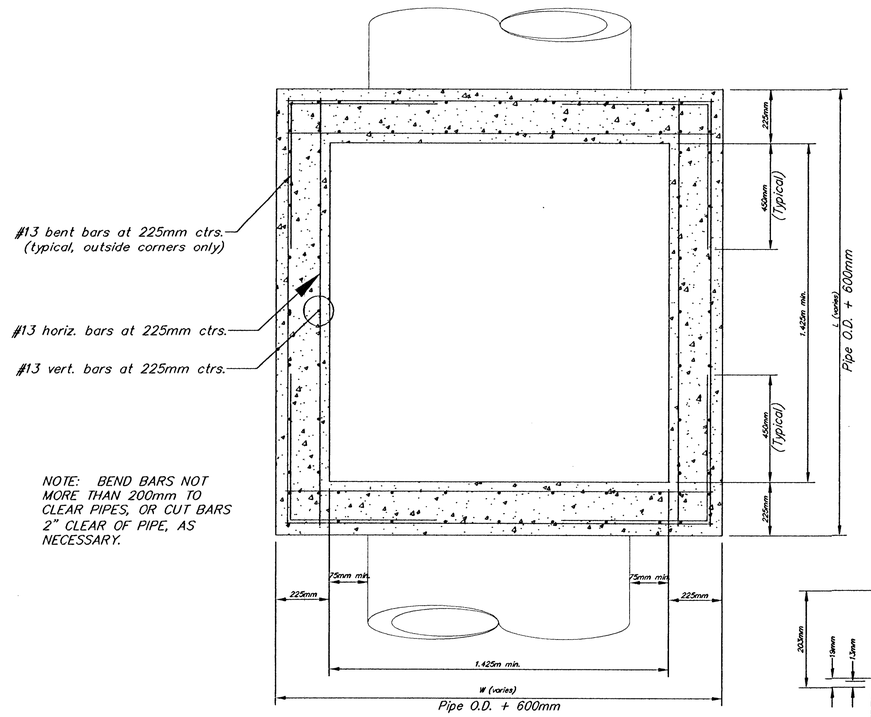

NOTE: BEND BARS NOT MORE THAN 200mm TO CLEAR PIPES, OR CUT BARS 2" CLEAR OF PIPE, AS NECESSARY.

SECTION B-B

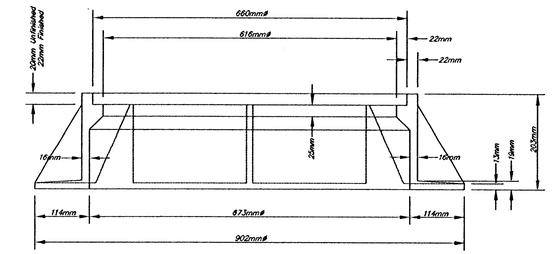

STANDARD MANHOLE FRAME SECTION
Weight = 109kg

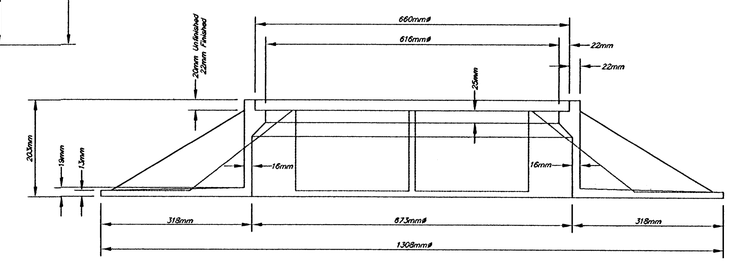

WIDE FLANGE MANHOLE FRAME SECTION
Weight = 320kg

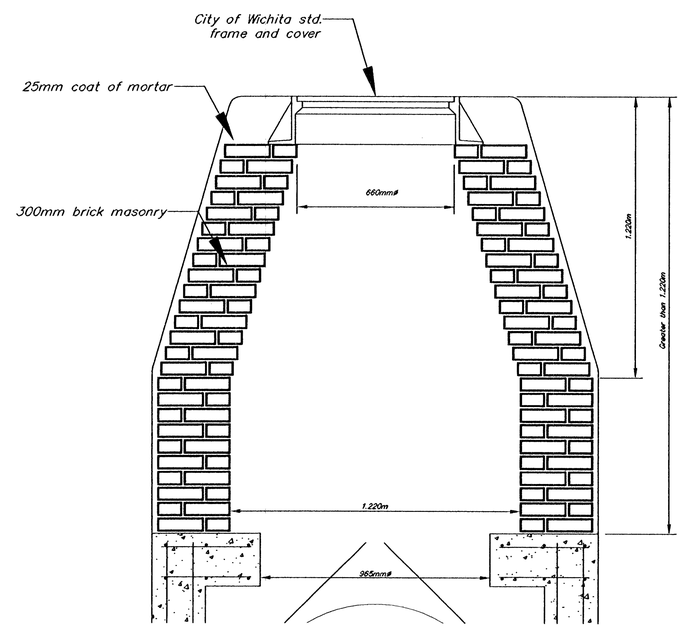

STACK HEIGHT GREATER THAN 1.220M

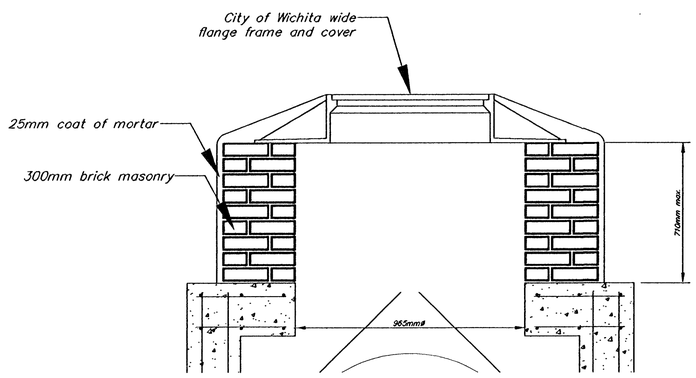

STACK HEIGHT LESS THAN 710MM

GENERAL NOTES:

1. MORTAR USED IN MASONRY CONSTRUCTION SHALL BE CITY OF WICHITA "8 SACK" MIX. CONCRETE USED IN MANHOLE WALLS AND BASES SHALL CONFORM TO THE REQUIREMENTS FOR CONCRETE PAVEMENT CONSTRUCTION AS SPECIFIED IN THE CITY STANDARD PAVING SPECIFICATIONS, USING CITY CONCRETE PAVEMENT MIX WITHOUT AIR ENTRAINING ADMIXTURE. MORTAR SHALL BE PLACED AROUND THE MANHOLE RING AS SHOWN ON THE DRAWINGS WHEN MANHOLES ARE CONSTRUCTED IN UNPAVED AREAS. COMPLETED MANHOLE SHALL BE WITHOUT LEAKS AND WATER TIGHT.

2. THE FLOORS OF ALL MANHOLES SHALL BE SHAPED WITH FLOW CHANNELS SUCH THAT THE MANHOLES WILL BE SELF-CLEANING, USING 8 SACK SAND MIX CONCRETE. FLOW CHANNELS SHALL BE FORMED TO MATCH THE BOTTOM HALVES OF THE INFLOWING PIPES AND THE OUTFLOWING PIPE. MANHOLE FLOORS SHALL HAVE SLOPES OF 250 MILLIMETERS PER METER IN THE AREAS OUTSIDE OF THE FLOW CHANNELS, SLOPED TOWARD THE FLOW CHANNELS.

3. MANHOLE COVER CASTINGS AND MANHOLE FRAME CASTINGS SHALL CONFORM TO THE REQUIREMENTS AS INDICATED IN THE STANDARD SPECIFICATIONS AND AS SHOWN IN THE STANDARD DETAIL DRAWING.

4. THE ENDS OF ALL PIPES IN MANHOLES SHALL BE CUT OFF FLUSH WITH THE INSIDE FACE OF MANHOLE WALL.

REINFORCED CONCRETE MANHOLE

HWS Consulting Group Inc
Omaha Office
10844 Old Mill Rd., Ste 1
Omaha, NE 68154
Phone: (402) 333-5792
Fax: (402) 333-2248

Designed By:	BWE	Checked By:	RJK
Drawn By:	HS , TS	Date: 3-25-2002	Job No. 55-70-2003