FHWA REGION NO.	STATE	PROJECT NO.	YEAR	SHEET NO.	TOTAL SHEETS
7	KANSAS	87-U-1362-01	1993	41	149

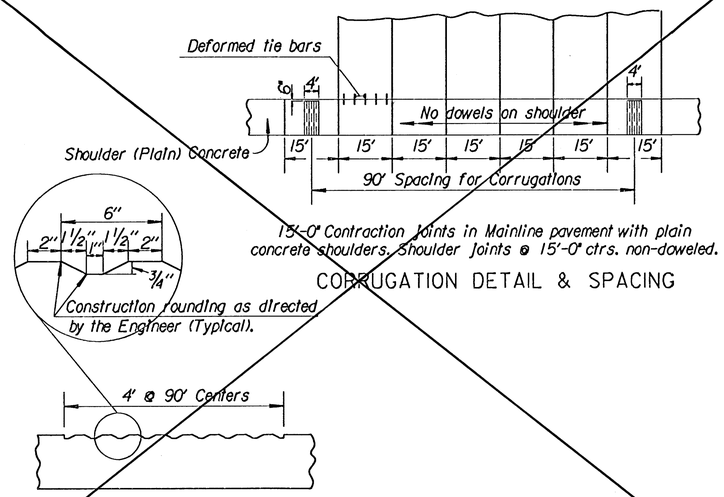

15'-0" Contraction joints in Mainline pavement with plain concrete shoulders. Shoulder joints @ 15'-0" ctrs. non-doweled.

CORRUGATION DETAIL & SPACING

SHOULDER CORRUGATION DETAIL

DETAILS OF CONCRETE SHOULDERS

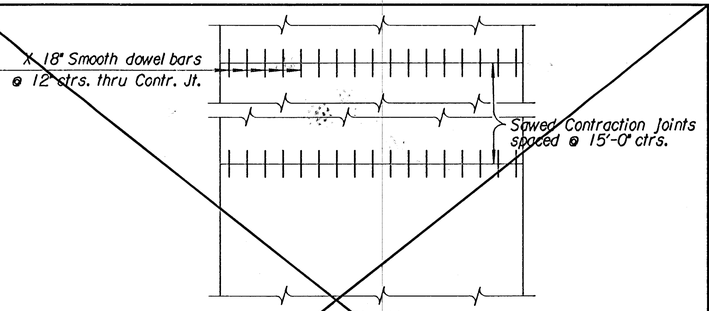

PLAN

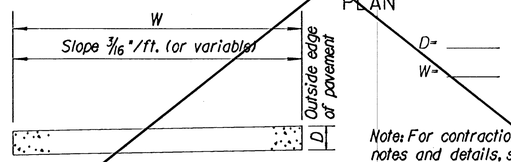

Note: For contraction joint detail and other notes and details, see Standard No. 708.

TRANSVERSE SECTION

RAMP CONCRETE PAVEMENT

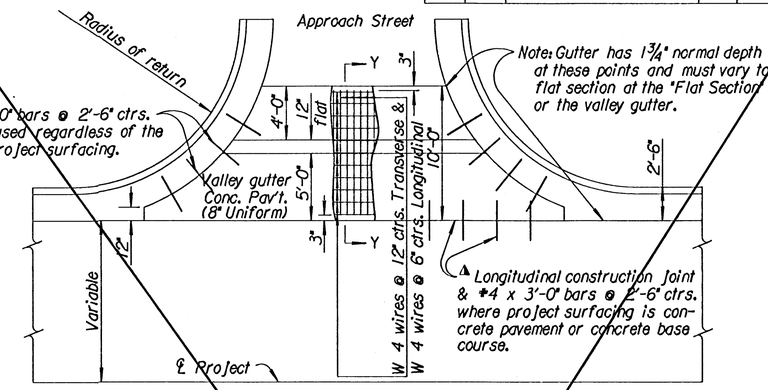

Where the valley gutter does not abut concrete pavement or concrete base course, omit tie bars and Longitudinal construction joint.

PLAN

NOTE: Valley gutter concrete pavement shall be of 8" uniform thickness, with welded wire mesh. Approximate weight of welded wire mesh=44 lbs. per 100 sq. ft..

Where valley gutter, alley, and/or entrance pavement is the only pavement on the project, Class A Concrete (AE) may be used.

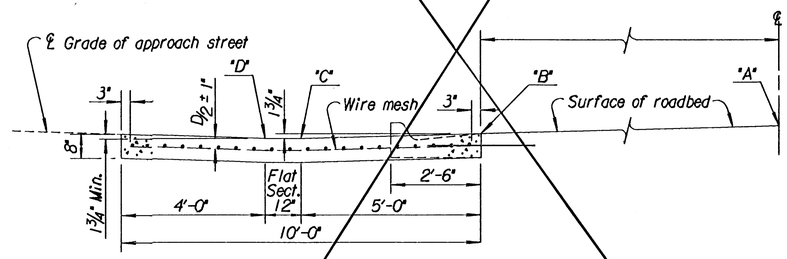

SECTION Y-Y

VALLEY GUTTER SUMMARY								
Street	Station	Side	Elev. Pt. "A"	Elev. on ℄ of Approach Str. Pt. "B"	"C" & "D"	Appr. Str. Grade	Sq. Yds. Conc. pavt. (8" Uniform)	

VALLEY GUTTER

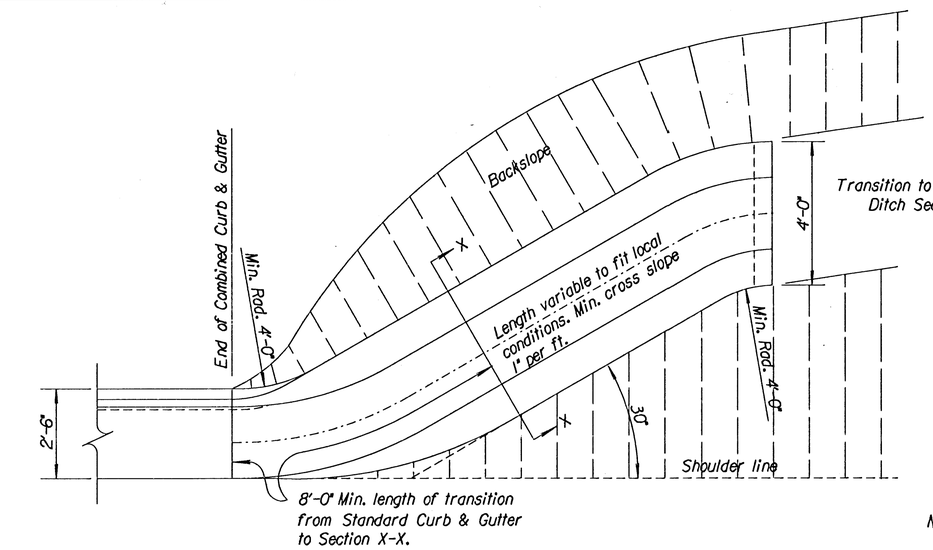

TYPICAL PLAN

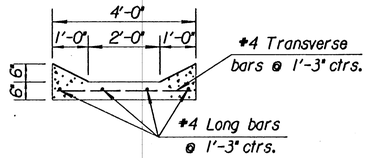

SECTION X-X

Note: Use Class "A" Concrete-AE thruout. The entire area of the Slope Drain (Special) below the curbs, to be poured and struck off with a uniform thickness of 6". The curbs are to be applied in the same manner and using the same methods as for edge curb.

Reinforcing steel to be deformed #4 bars.

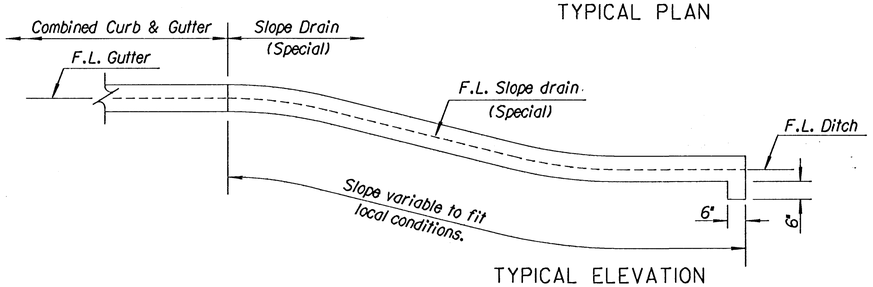

TYPICAL ELEVATION

SLOPE DRAIN (SPECIAL)

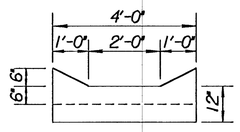

END ELEVATION
(Downstream end)

NO.	DATE	REVISIONS	BY	APP'D
9	12-18-91	15' contraction jt. spacing; remove mesh	R.J.S.	J.O.B.
8	6-6-88	Rem. traffic mkr. added conc. sho. details	R.J.S.	J.O.B.
7	9-5-87	Details & weight on mesh & bars	W.L.H.	J.O.B.

KANSAS DEPARTMENT OF TRANSPORTATION

CONCRETE PAVEMENT AUXILIARY DETAILS-II

STD.NO. 722.1

FHWA APPROVAL	1-10-92	APP'D JAMES O. BREWER	
DESIGNED	DETAILED GRANT	QUANTITIES	TRACED BOWSER
DESIGN CK.	DETAIL CK. HECHT	QUAN.CK.	TRACE CK. HECHT