| FHWA REGION NO. | STATE | PROJECT NO. | YEAR | SHEET NO. | TOTAL SHEETS |
|---|---|---|---|---|---|
| 7 | KS. | 87-U-1362-01 | 1993 | 96 | 149 |

## POWER POLE DETAILS

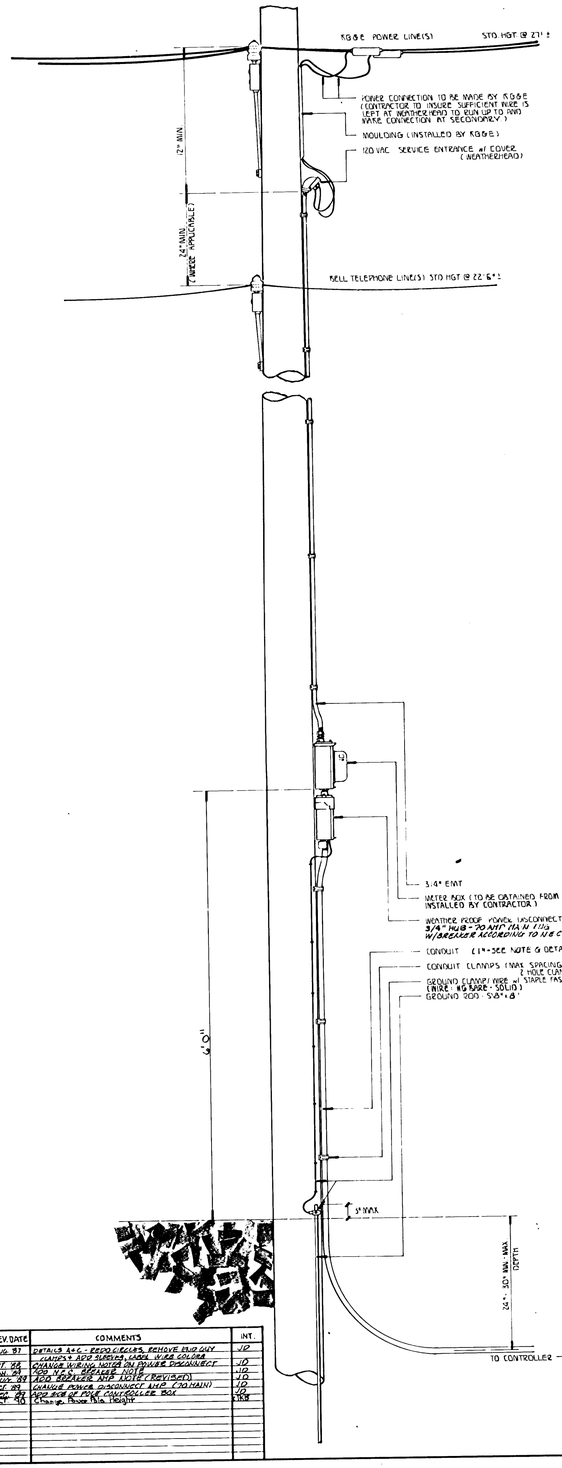


| REV. DATE | COMMENTS | INT. |
|---|---|---|
| AUG. 87 | DETAILS A&C - REDESIGNED, REMOVE END GUY | JD |
| | CHANGE & ADD SERVICE WIRE COLORS | |
| OCT. 88 | CHANGE WIRING NOTE ON POWER DISCONNECT | JD |
| JAN. 89 | ADD NOTE TO SPANWIRE NOTE | JD |
| NOV. 89 | ADD BRACKET MFR. LIST (REVISED) | JD |
| OCT. 90 | CHANGE POWER DISCONNECT AND (NO MAIN) | JD |
| SEP. 91 | ADD #8 @ PER CONTROLLER BOX | JD |
| DEC. 93 | Change to Phase Thru. Height | JCR |

## SPANWIRE ASSEMBLY DETAILS

1. DROP MAX. AT 5% OF SPAN. (% SAG)
2. STD. RAISE AT 3%
3. HEIGHT OF STRAIN WIRE HOOK-UP TO BE DETERMINED BY FIELD ENGINEER. TRAFFIC SIGNAL CABLE TO BE SECURED TO STRAIN (SPAN) WIRE W/ NON-CORR. NYLON CABLE HANGERS (12" CTRS.) DETAIL 'B'
4. TETHER CLAMP TO BE DESIGNED TO RELEASE UNDER 'HIGH WIND LOAD' TO PERMIT SIGNAL 'FREE-SWING'.
5. CONTRACTOR TO GIVE 24 HR. NOTICE TO ENGINEER PRIOR TO POURING ANY SIGNAL BASE OR CONTROLLER PAD.

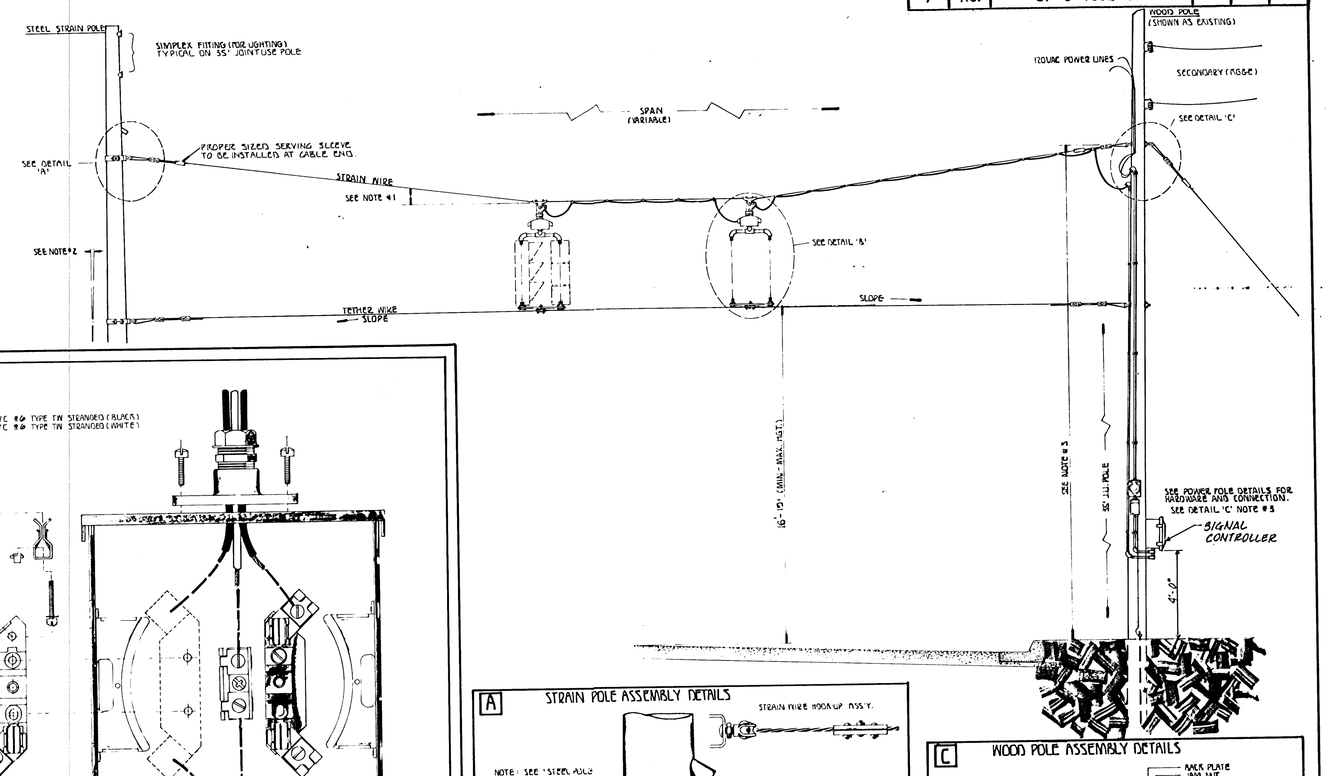


## METER BOX ASSEMBLY DETAILS

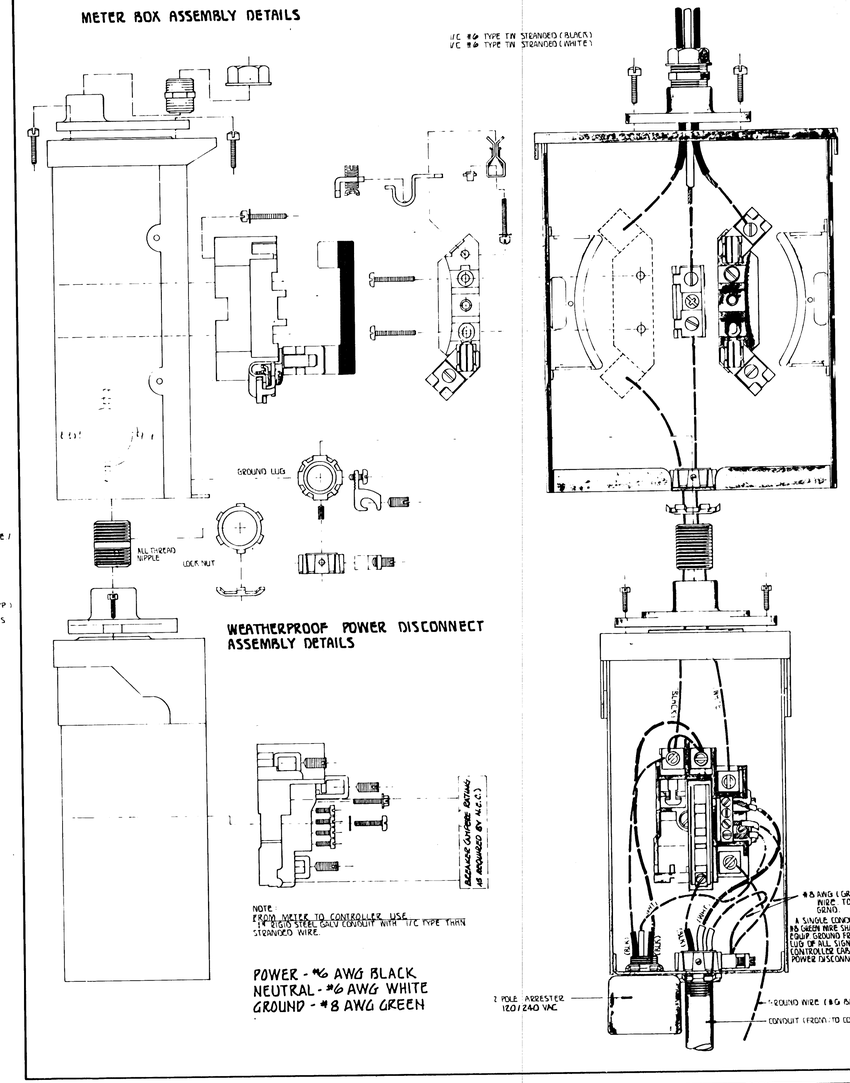


WEATHERPROOF POWER DISCONNECT ASSEMBLY DETAILS




NOTE:
FROM METER TO CONTROLLER USE 1" RIGID STEEL GALV. CONDUIT WITH 1/C TYPE THHN STRANDED WIRE.

POWER - #6 AWG BLACK
NEUTRAL - #6 AWG WHITE
GROUND - #8 AWG GREEN

## A STRAIN POLE ASSEMBLY DETAILS

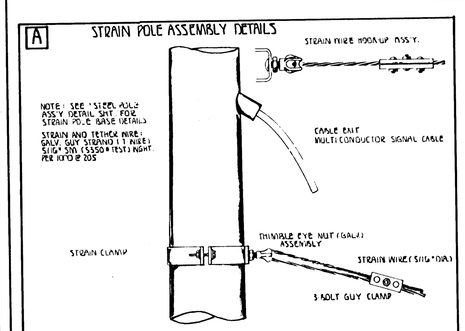


## B SIGNAL BRACKET ASSEMBLY DETAILS

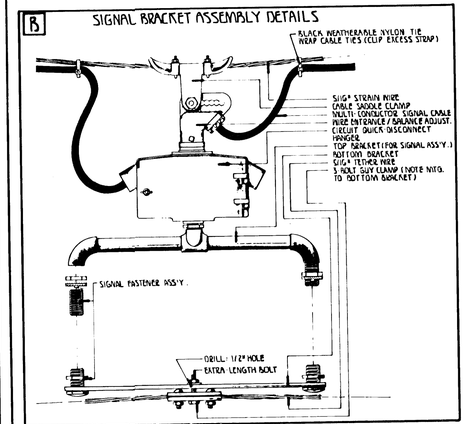


## C WOOD POLE ASSEMBLY DETAILS

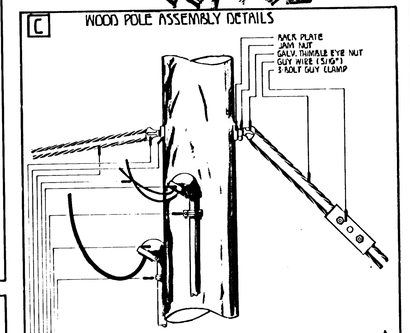


NOTE: GALV. THIMBLE EYE ANCHOR BOLT AND EXPANDING ANCHOR (NOT SHOWN) TO STABILIZE WOOD POLE (WHERE APPLICABLE)

2. ANY COMBINATION OF ROUND / THIMBLE EYE BOLTS AND NUTS MAY BE UTILIZED AS APPLICATION MAY VARY. FIELD ENGINEER TO DETERMINE TYPE OF HARDWARE USED.

3. HARDWARE SHOWN IS TRANSFERABLE TO STEEL POLE IN WHOLE OR PART WHERE STEEL STRAIN POLE IS USED. (POWER, SIGNAL CABLE / METER, ETC.) FIELD ENGINEER TO MAKE DETERMINATION. STEEL STRAIN POLE APPLICATIONS MAY VARY AS TO MOUNTINGS ON POLE - USE OF CLAMPS / BANDED BRACKETS, ETC. ARE STD. - FIELD ENGINEER TO DETERMINE BEST TYPE APPLICATIONS.

PROJECT DESCRIPTION

**POWER POLE AND SPAN POLE ASSEMBLY DETAILS**

• STANDARD APPLICATIONS •

PROJECT NUMBER

87-U-1362-01

| BOOK NO. | APPROVED BY | DATE SEPT 03 |
|---|---|---|
| DRAWN BY SEAL | | REVISED 4-93 (WIRE SIZE) |

**CITY OF WICHITA**
**DEPARTMENT OF PUBLIC WORKS**

TRAFFIC ENGINEERING
WM. G. McKINLEY TRAFFIC ENGINEER

SCALE
DO NOT SCALE - INFO. ONLY.

91-56-113 96'