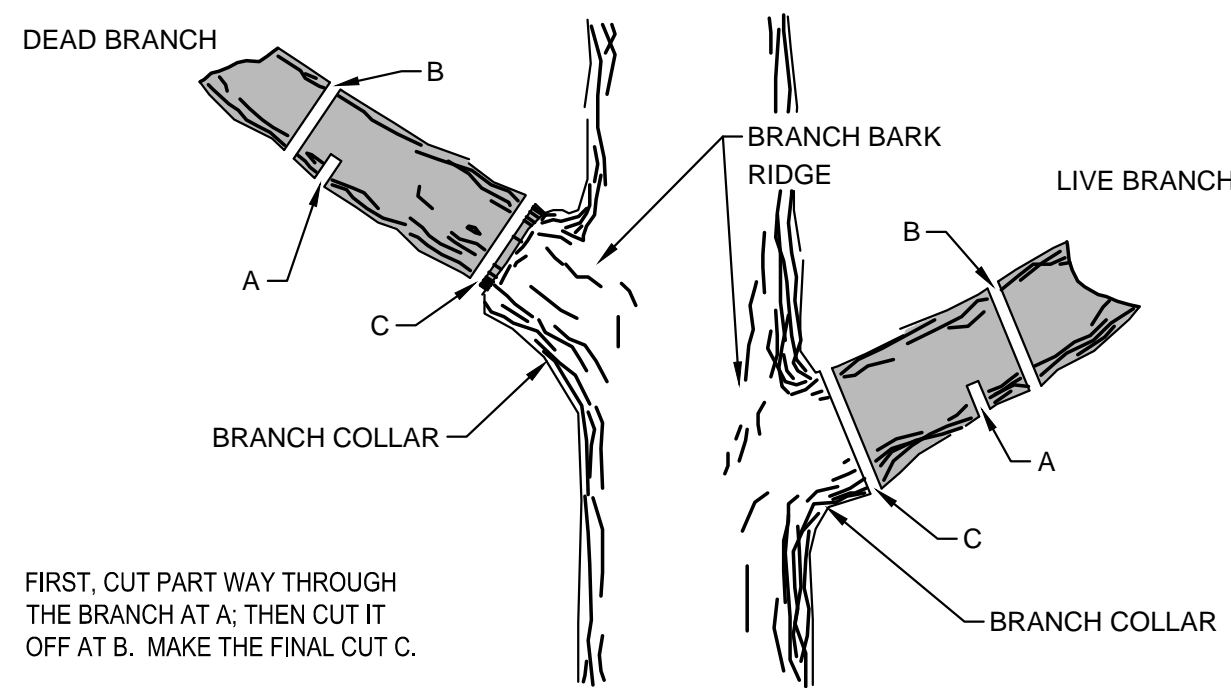


NOTE: THE TEMPORARY FENCE IS TO BE CONSTRUCTED AROUND SPECIFIED AREAS/TREES PRIOR TO ANY CONSTRUCTION AND SHALL REMAIN UNTIL ALL CONSTRUCTION IS COMPLETE. CONSTRUCTION EQUIPMENT AND MATERIALS ARE NOT PERMITTED WITHIN THE (PRZ). THE FENCE PLACEMENT AROUND THE (PRZ) MAY ONLY BE ADJUSTED WITH PERMISSION FROM THE LANDSCAPE ARCHITECT.

1 TREE PROTECTION DETAIL

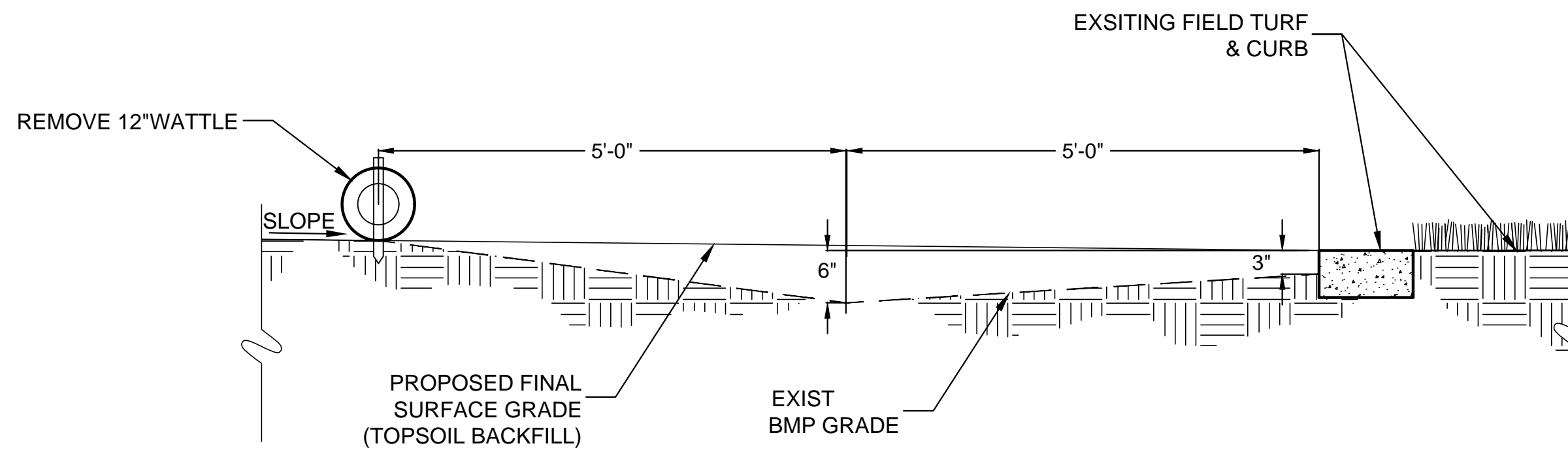
SCALE: NTS

1. TREES ARE AN IMPORTANT ASSET TO THE PROJECT. EVERY EFFORT SHOULD BE MADE TO PRESERVE EACH AND EVERY TREE (UNLESS NOTED FOR REMOVAL) AS DIRECTED IN THESE PLANS & NOTES.
2. BEFORE ANY TYPE OF CONSTRUCTION BEGINS WITHIN THE PROJECT IMPROVEMENT AREA THE CONTRACTOR SHALL INSTALL PROTECTION FENCE AROUND ALL TREE MASSES & INDIVIDUAL TREES AS NOTED IN THE GRADING PLANS.
3. EQUIPMENT AND CONSTRUCTION MATERIALS SHALL REMAIN OUT OF AND AWAY FROM TREE DRIFLINES SO AS TO NOT COMPACT THE ROOT ZONE OR DAMAGE THE TREE. CHEMICAL SPILL DAMAGE SHALL BE PREVENTED BY FILLING GAS TANKS, CLEANING TOOLS & REPAIRING EQUIPMENT WELL OUTSIDE TREE PROTECTED ROOT ZONES. MIXING TRUCKS SHALL BE RINSED OUT OFF SITE. WHERE IT OCCURS THAT A CONSTRUCTION ROUTE OR A PROPOSED IMPROVEMENT OCCURS WITHIN A TREE'S PROTECTED ROOT ZONE, IT MAY BE NECESSARY, DEPENDENT UPON THE TYPE OF CONSTRUCTION AND EQUIPMENT USED, TO INSTALL A ROOT PROTECTION BRIDGE OR APPROVED EQUIVALENT. THIS MAY BE DETERMINED IN THE FIELD AT THE DIRECTION OF THE LANDSCAPE ARCHITECT.
4. ANY TREE THAT MUST HAVE BRANCHES REMOVED SHALL BE TRIMMED WITH SHARP INSTRUMENT/TOOL THAT IS INTENDED FOR SUCH OPERATIONS. CONSULT LANDSCAPE ARCHITECT PRIOR TO TRIMMING. KNOCKING BRANCHES OFF WITH A BACKHOE OR OTHER SIMILAR MACHINE IS NOT ACCEPTABLE! REFER TO TREE TRIMMING DETAIL ON THIS SHEET FOR TRIMMING PROCEDURE.



2 TREE TRIMMING DETAIL

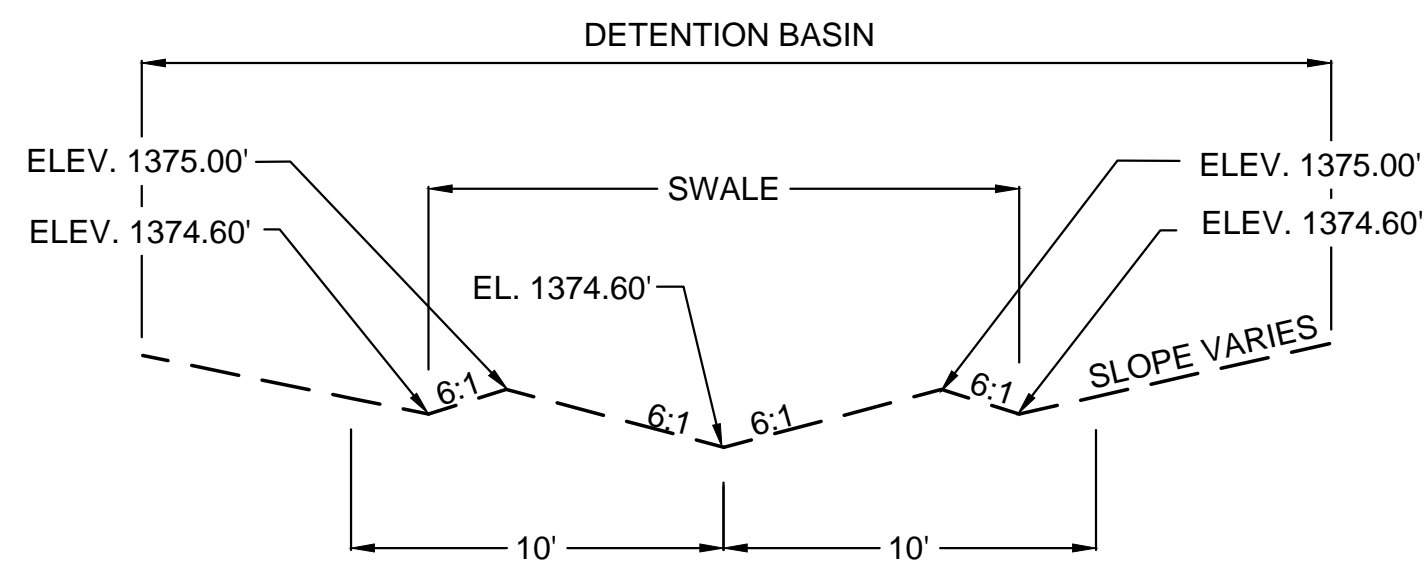
SCALE: NTS



NOTE: IT IS CRITICAL THAT THE FIELD TURF SYSTEM BE PROTECTED THROUGHOUT CONSTRUCTION. THE GRADING CONTRACTOR SHALL ENSURE THAT UPHILL SLOPES DO NOT DEPOSIT SEDIMENT INTO THE FIELD TURF SYSTEM BEFORE SOD IS PLACED & THE SOIL IS STABILIZED. COST OF EFFORT SHALL BE SUBSIDIARY TO EARTHWORK SHAPING

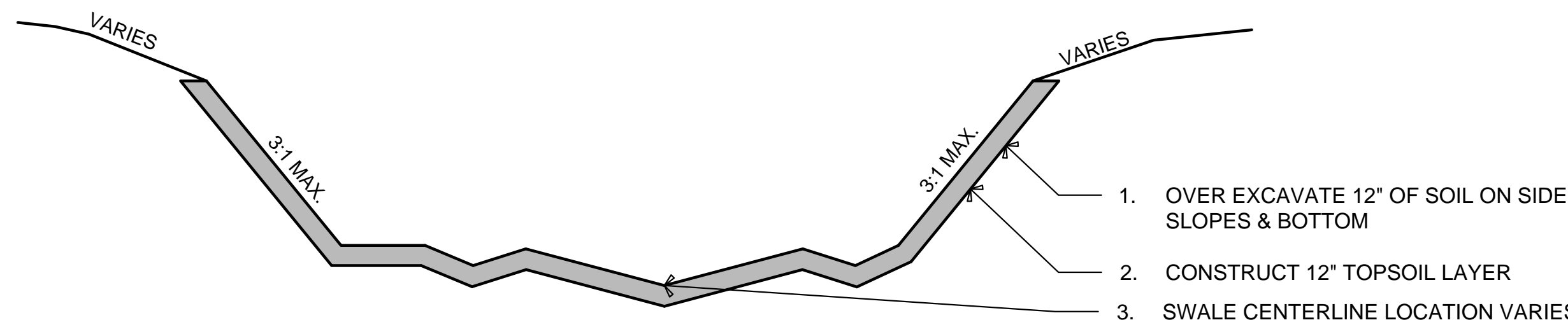
3 FINAL UPHILL GRADING @ FIELD CURBS

SCALE: NTS



4 TYPICAL SWALE SECTION

SCALE: NTS



5 TYPICAL DETENTION SECTION

SCALE: NTS



©2018 MKEC Engineering All Rights Reserved www.mkec.com
These drawings and their contents, including, but not limited to, all concepts, designs, & ideas are the exclusive property of MKEC Engineering (MKEC), and may not be used or reproduced in any way without the express consent of MKEC.

SIDEWALK DETAILS

PROJECT NO.	1701010567	
DATE	MAY 2, 2018	
SCALE	AS NOTED	
DESIGNED	DRAWN	CHECKED
JAG	DMM	MAB

0	ISSUED FOR CONST.	05-02-18
NO.	REVISION	DATE