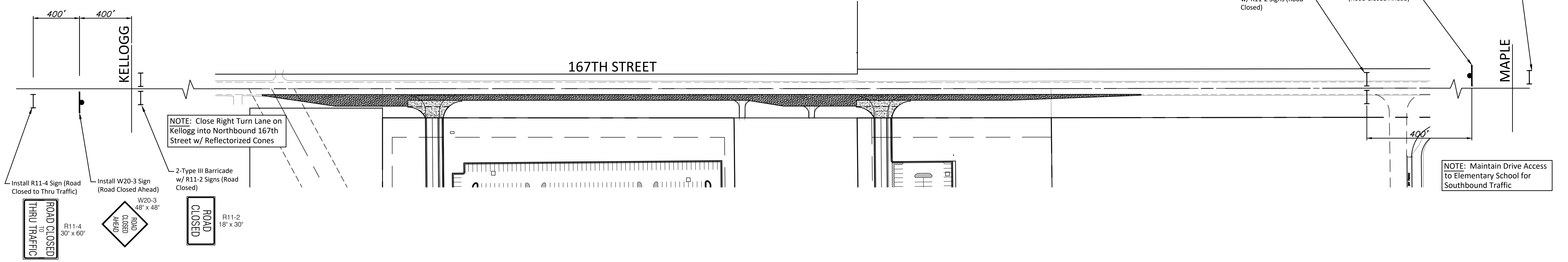
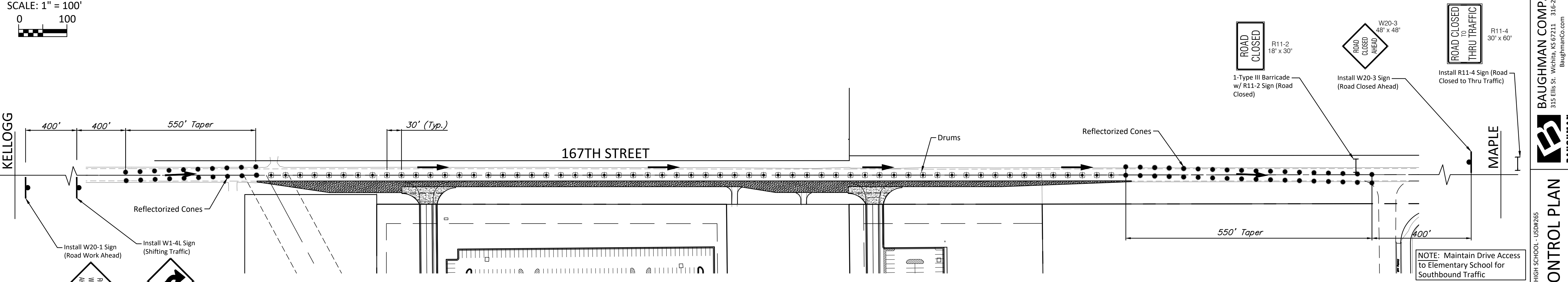
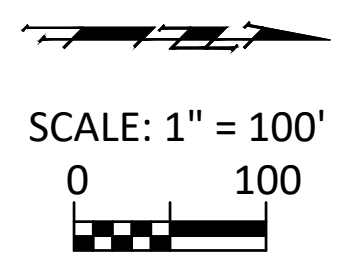


NOTE: Close Left Turn Lane on Kellogg into Northbound 167th Street w/ ReflectORIZED Cones



**FULL ROAD CLOSURE**  
1"=100'

**PHASE 1**  
Mill & Overlay Existing Pavement Surface



**ONE LANE NORTHBOUND**  
1"=100'

**PHASE 2**  
Construct Pavement Extension on the East Half of the 167th Street

**TRAFFIC CONTROL PLAN LEGEND**

- DENOTES TRAFFIC FLOW
  - DENOTES DRUMS
  - DENOTES REFLECTORIZED CONES
  - DENOTES TYPE III BARRICADE
  - DENOTES TRAFFIC SIGN
- NO SCALE

**BAUGHMAN COMPANY**  
 315 Ellis St. Wichita, KS 67211 316-262-7271  
 baughmanco.com  
**BAUGHMAN**  
**TRAFFIC CONTROL PLAN**  
 167TH STREET PAVING EXTENSION  
 PROJECT NUMBER: 472-34754  
 INTERNAL NUMBER: 18-01-E902  
 DESIGN: LP  
 DRAWN: LP  
 DATE: Apr, 2018  
 SHEET 9 OF 19