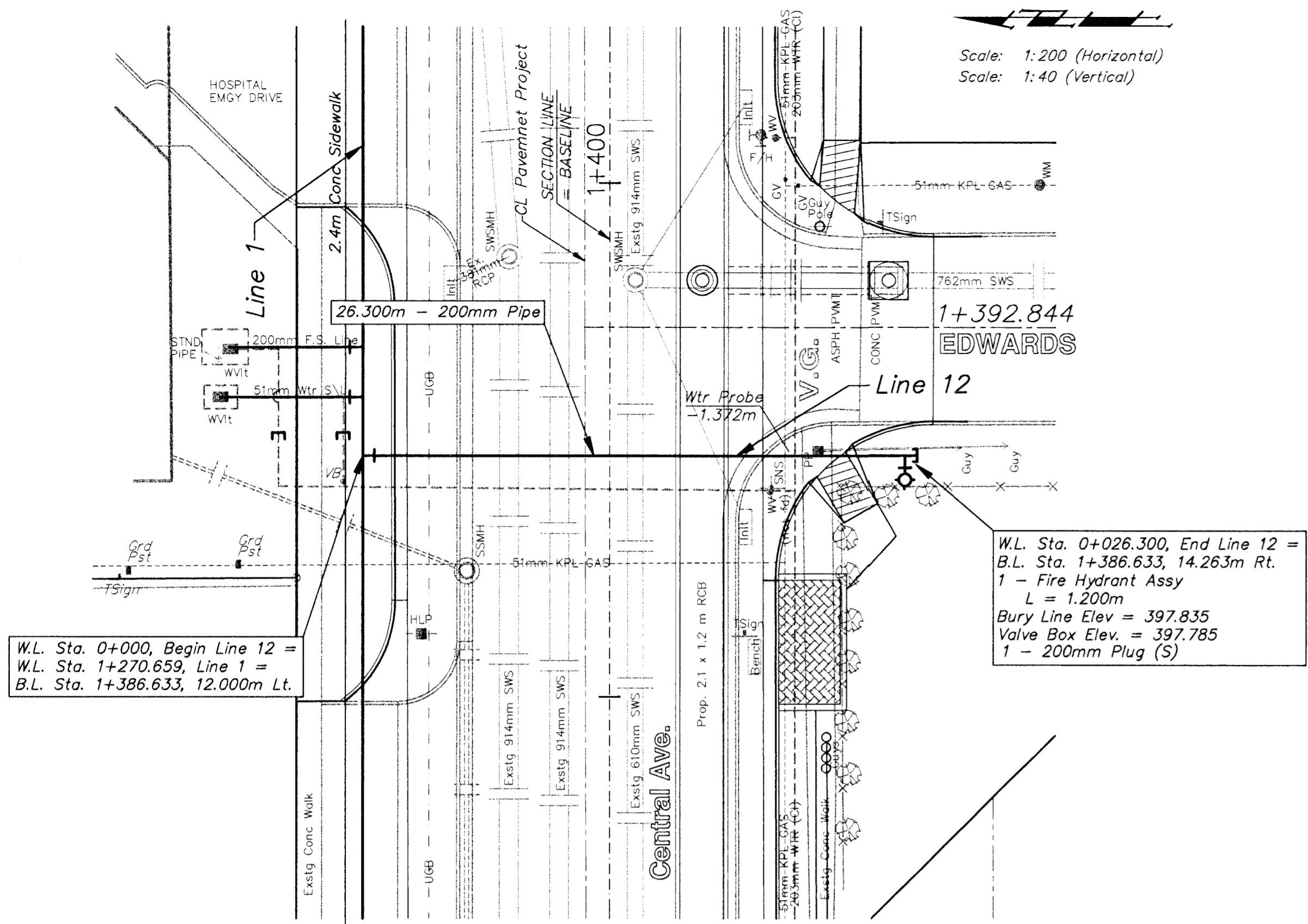


FHWA REGION NO.	STATE	PROJECT NO.	FISCAL YEAR	SHEET NO.	TOTAL SHEETS
7	KANSAS		1998	107	202

Scale: 1:200 (Horizontal)
Scale: 1:40 (Vertical)



W.L. Sta. 0+000, Begin Line 12 =
W.L. Sta. 1+270.659, Line 1 =
B.L. Sta. 1+386.633, 12.000m Lt.

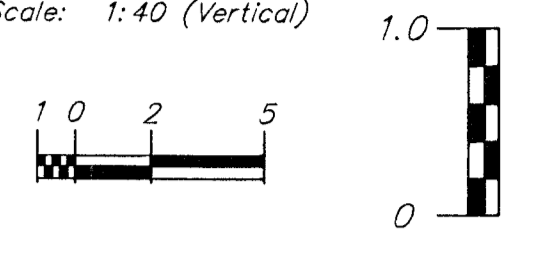
W.L. Sta. 0+026.300, End Line 12 =
B.L. Sta. 1+386.633, 14.263m Rt.
1 - Fire Hydrant Assy
L = 1.200m
Bury Line Elev = 397.835
Valve Box Elev = 397.785
1 - 200mm Plug (S)

W.L. Sta. 0+000, Begin Line 13 =
W.L. Sta. 1+374.183, Line 1 =
B.L. Sta. 1+490.000, 13.600m Lt.

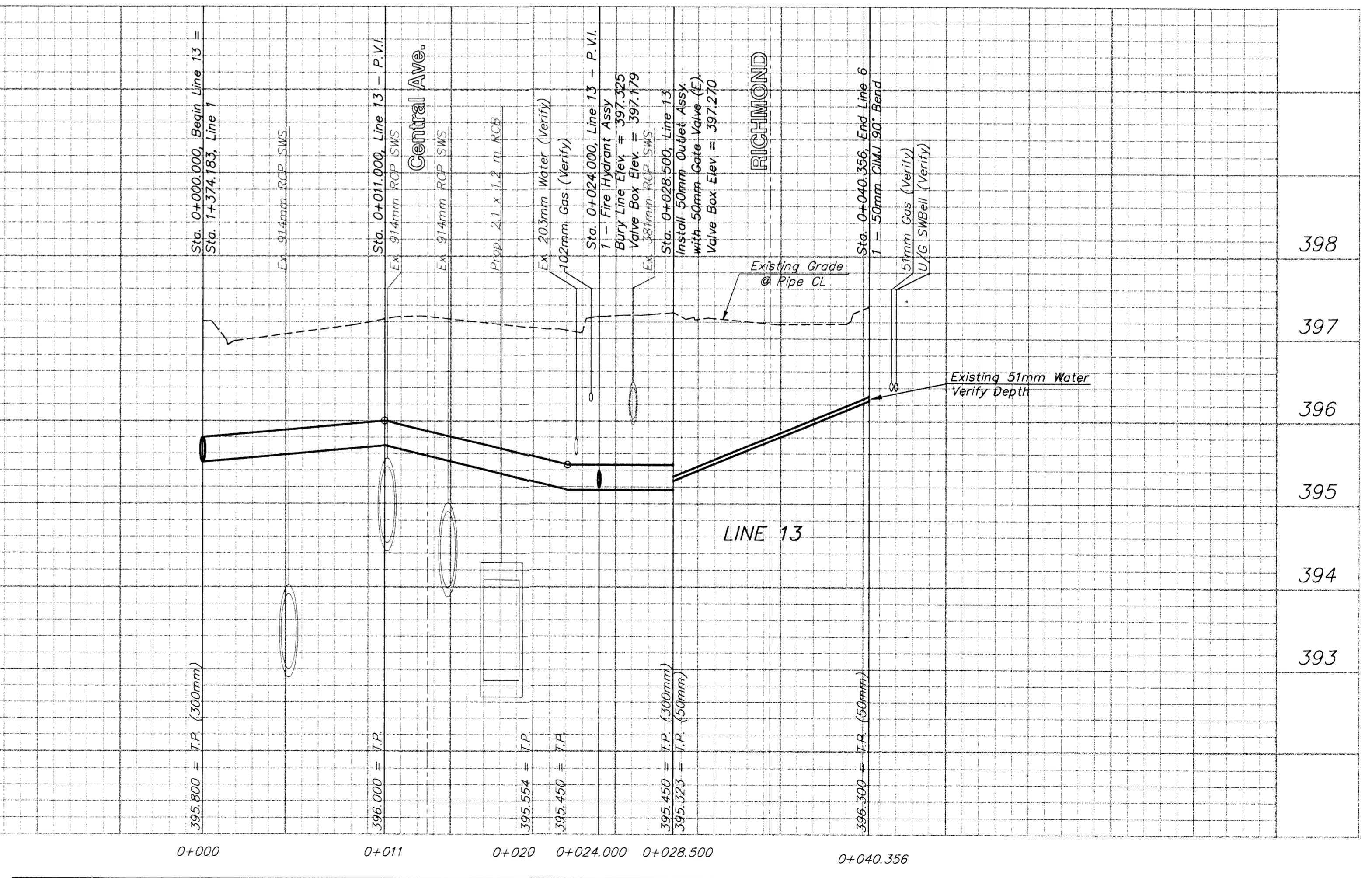
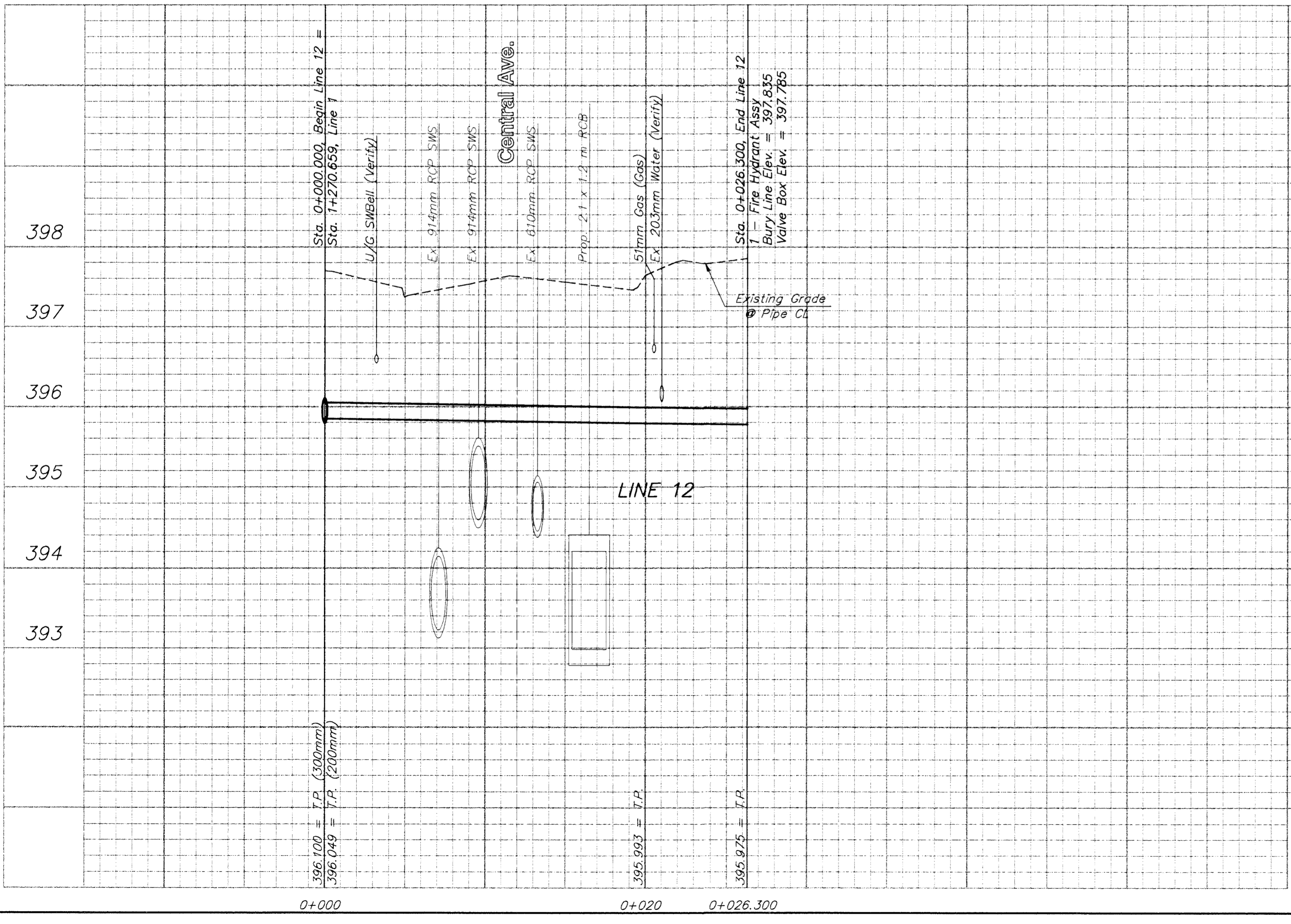
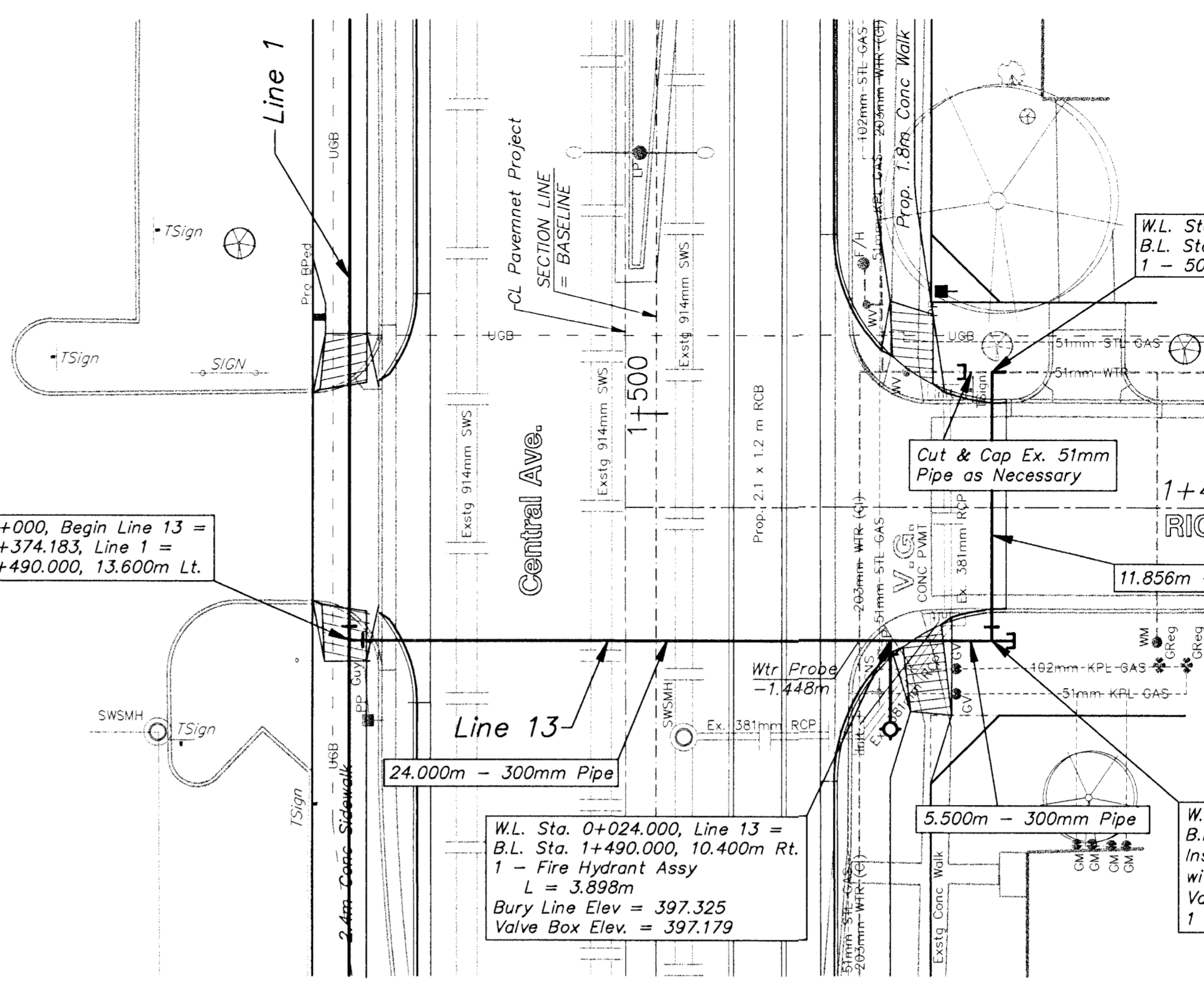
W.L. Sta. 0+024.000, Line 13 =
B.L. Sta. 1+490.000, 10.400m Rt.
1 - Fire Hydrant Assy
L = 3.898m
Bury Line Elev = 397.325
Valve Box Elev = 397.179

W.L. Sta. 0+028.500, Line 13 =
B.L. Sta. 1+490.000, 14.900m Rt.
Install 50mm Outlet Assy.
with 50mm Gate Valve (E).
Valve Box Elev = 397.270
1 - 300mm Cap (S)

Scale: 1:200 (Horizontal)
Scale: 1:40 (Vertical)



METRIC



PROJECT NUMBER 448 - 88918				
DESIGN JFB	DRAWN STAFF	APPROVED JFB	DATE NOV 98	SCALE NOTED

PROJ. NUMBER
97-12-E932
DIRECTOR
pentzoo_wtr
SHEET NAME
In12-13

WATER LINE IMPROVEMENTS
LINES 12 & 13
CENTRAL AVENUE - WEST ST TO MCLEAN

BAUGHMAN COMPANY P.A.
ENGINEERING, SURVEYING, & PLANNING
316-282-7271 • 315 ELLIS • WICHITA, KANSAS 67211

SHEET
107
OF
202