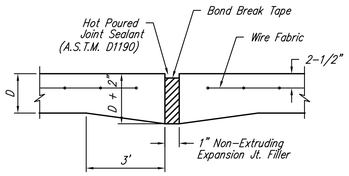

EXPANSION JOINT

NOTE: Extra Thickness to be Subsidiary to Price of Square Yards Pavement

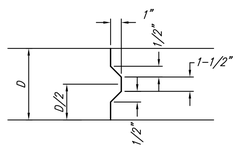

KEYWAY DETAIL

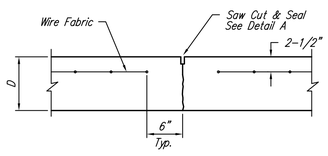

CONTRACTION JOINT DETAIL (C.J.)

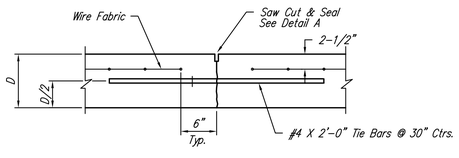

LONGITUDINAL JOINT DETAIL (L.J.)

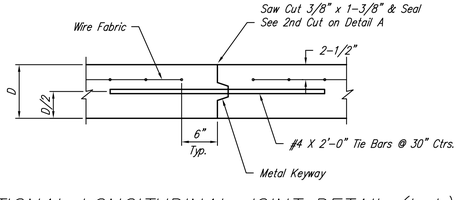

OPTIONAL LONGITUDINAL JOINT DETAIL (L.J.)

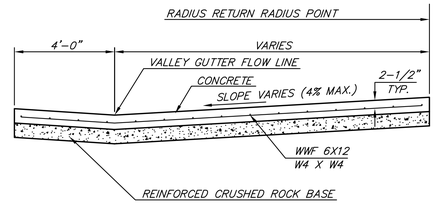

SECTION A-A

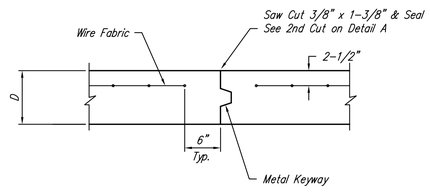

OPTIONAL CONTRACTION JOINT

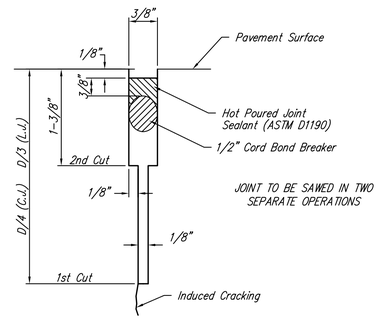

SAW JOINT DETAIL

(DETAIL A)

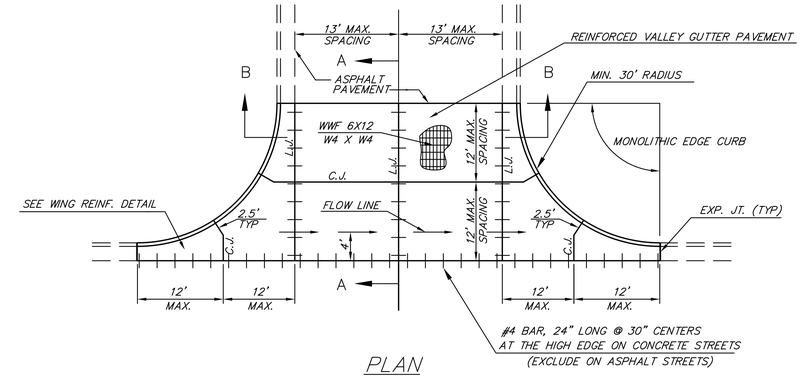

PLAN

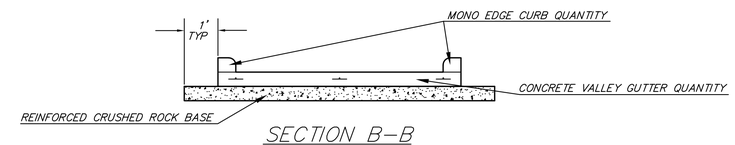

SECTION B-B

REINFORCED VALLEY GUTTER DETAIL

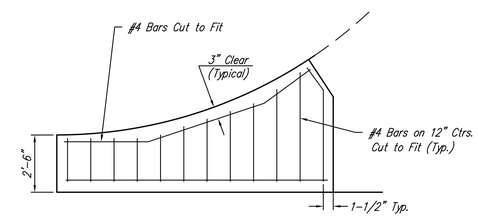

WING REINFORCING DETAIL

REVISION MAY 2017	SECTION B-B, ROCK EXTENDED ONE FOOT BEYOND PAVEMENT

CITY OF WICHITA
PUBLIC WORKS & UTILITIES
ENGINEERING DIVISION

VALLEY GUTTER DETAILS

CITY ENGINEER
GARY JANZEN, P.E.

PROJECT NUMBER	OCA NUMBER	DATE
472-85452	766425	

CITY ENGINEER'S OFFICE
CITY HALL - SEVENTH FLOOR
455 NORTH MAIN STREET
WICHITA, KANSAS 67202-1620
(316) 268-4501

SHEET
4 OF 35

J:\Projects\2017\1701010143_Lange_Steeple Bay_17143 CAD\SHTS\05 Civil\Pav\17143-05-5102.dwg

PV-109