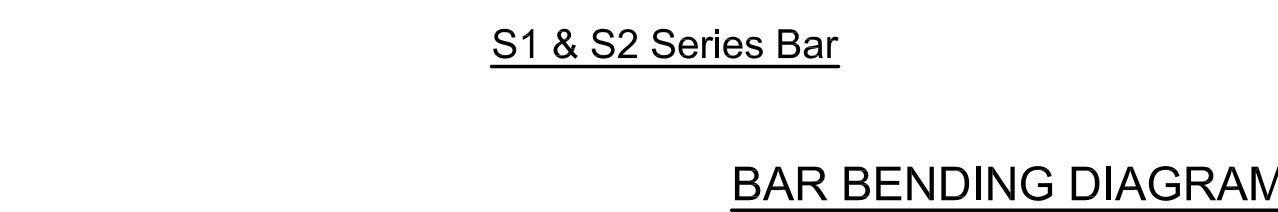
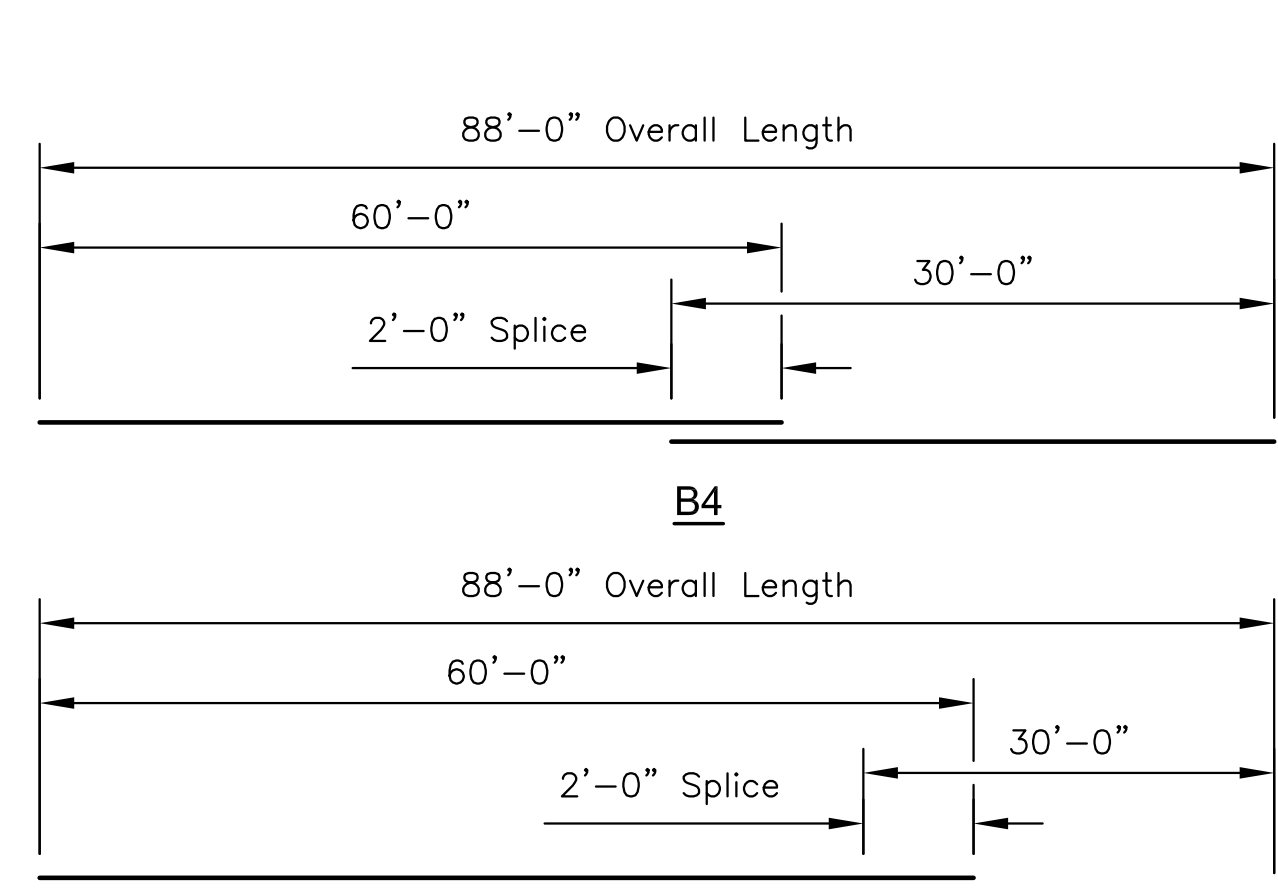
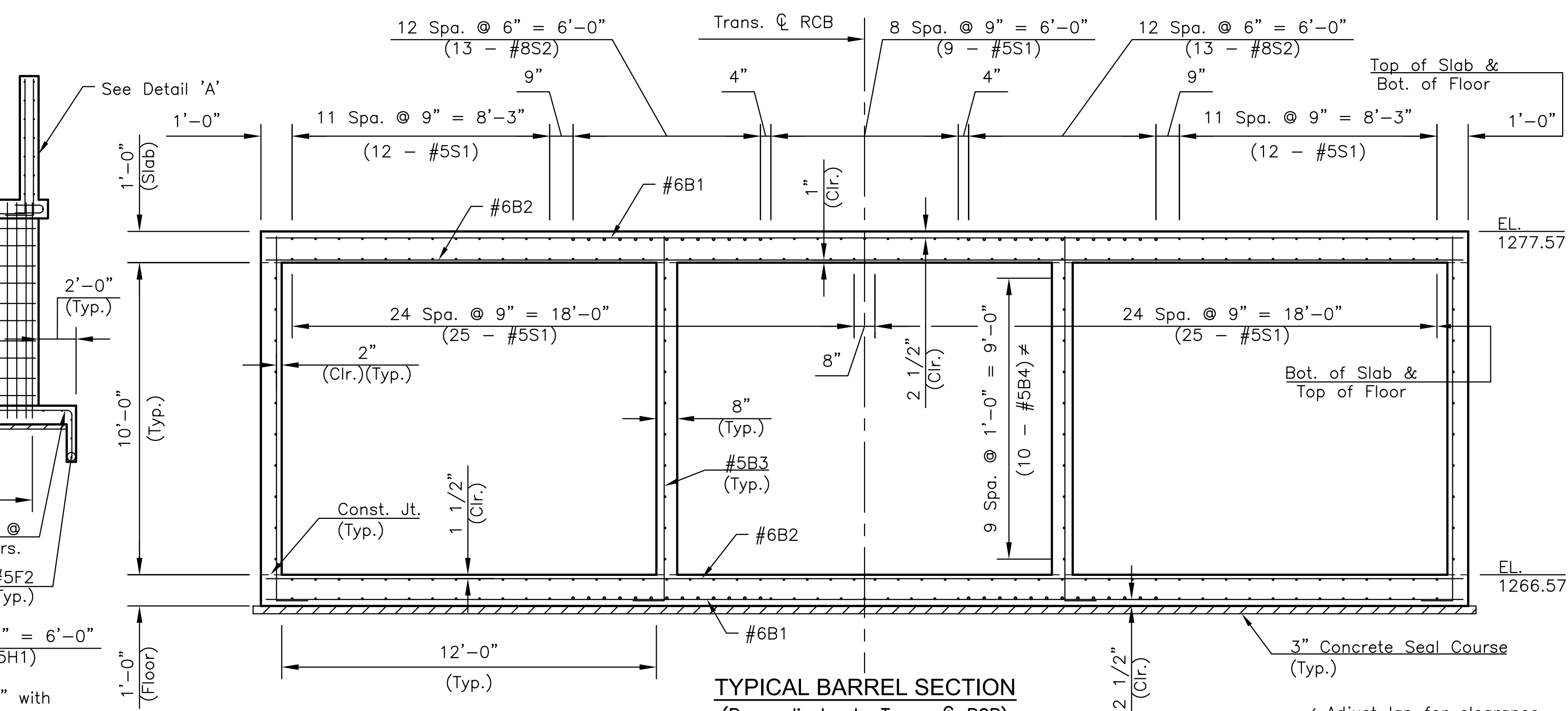
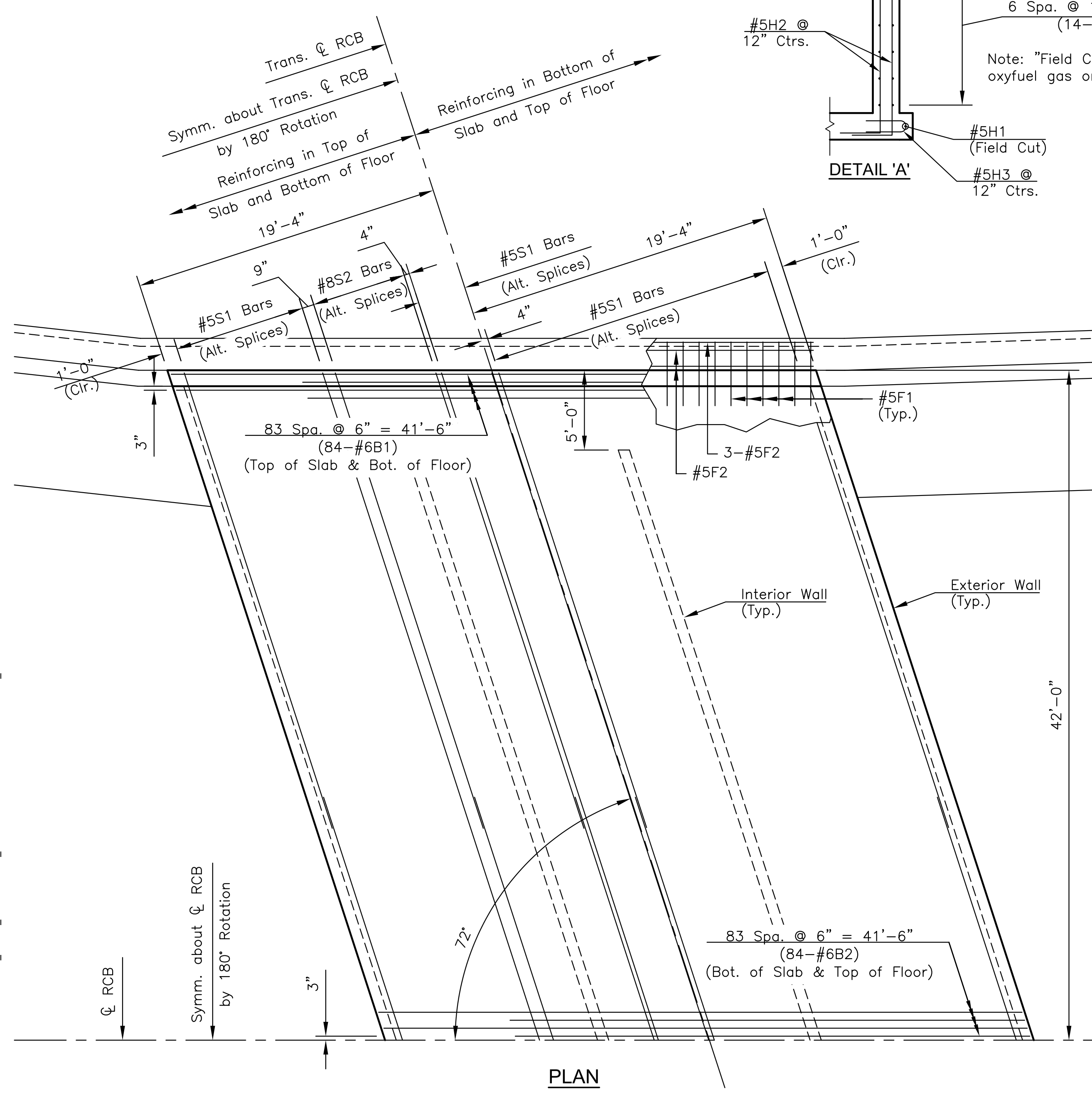
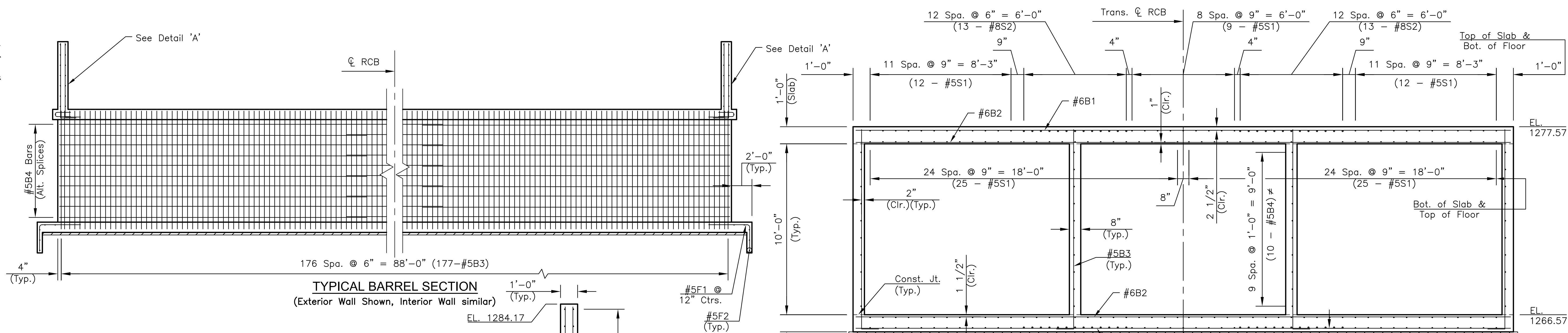


J:\PROJECTS\2017\1010143_LANES_STEEPLE_BAY_1743_CADD\SHOTS\05_CIVIL\BRIDGE\1743_BR02.DWG
 J:\PROJECTS\2017\1010143_LANES_STEEPLE_BAY_1743_CADD\SHOTS\05_CIVIL\BRIDGE\1743_BR02.DWG
 PLOTTED: Wednesday, January 09, 2019 @ 10:35AM



FOR INFORMATION ONLY

BILL OF REINFORCING STEEL (Barrels Only)							
Straight Bars				Bent Bars			
Mark	Size	No.	Length	Mark	Size	No.	Length
B1	#6	168	32'-3"	B3	#5	708	12'-6"
B2	#6	168	40'-4"	F1	#5	84	6'-6"
B4	#5	40	90'-0"	H2	#5	168	8'-6"
F2	#5	10	41'-6"	H3	#5	84	3'-3"
H1	#5	30	41'-6"				
S1	#5	166	90'-0"				
S2	#8	52	90'-0"				

FOR INFORMATION ONLY

SUMMARY OF QUANTITIES (Barrels Only)		
Concrete (Grade 4.0)		379.8 C.Y.
Reinforcing Steel (Gr. 60)		63,460 Lbs.
Concrete for Seal Course		33.2 C.Y.

GENERAL NOTES

DESIGN SPECIFICATION: AASHTO LRFD Spec., Eighth Ed.

DESIGN LOADING: HL93

UNIT STRESSES: Grade 4.0 Concrete; $f'_c = 4,000$ p.s.i. Reinforcing Steel; $f_y = 60,000$ p.s.i.

CONCRETE: Grade 4.0 Concrete shall be used throughout. Bevel all exposed edges with a $\frac{3}{4}$ inch triangular mounding. Where Grade 4.0 Concrete is specified, it shall be placed in the top slab above the Construction Joint.

Prior to casting concrete against a previous casting, all concrete joint surfaces shall have a brush sandblast, power wash, and water soaked prior to casting.

REINFORCING: All reinforcing shall conform to ASTM A615, Grade 60. All dimensions relative to reinforcing steel shall be to centerline of bar unless otherwise noted.

All reinforcing shall be certified (certified mill test reports) according to Section 2601, Type "A" certified, at Kansas Department of Transportation, Standard Specification For State Road & Bridge Construction-2015.

BACKFILL RCB & WINGWALLS: Use any material found within the project limits except Highly Plastic Clay(s) or organic material. The material is to be compacted to 95% of ASTM D698. The wingwalls shall be backfilled equally on both sides. Use on hand or walk behind equipment for compaction.

SEAL COURSE: A Seal Course shall be required. The Seal Course shall be unreinforced Concrete (Commercial Grade) to a minimum depth of 3 inches.

PRECAST ALTERNATE: The Contractor may elect to place Precast RCB sections, rather than using conventional Cast-In-Place construction methods. If this option is selected, the Contractor shall construct the ends of the structure, including wing walls using conventional Cast-In-Place methods in accordance with these plans. It is the Contractor's responsibility to provide a precast design, conforming to ASTM C1577 (latest edition), for the Engineer's review prior to construction. The alternate plans must accommodate original plan dimensions, and bear the seal and signature of a Professional Engineer licensed in the State of Kansas. Any additional costs associated with the alternate plan shall be at the Contractor's expense.



SWS IMPROVEMENTS - REINFORCED BOX CULVERT
STEEPLE BAY ADDITION
 WICHITA, KANSAS

©2019 MKEC Engineering All Rights Reserved www.mkec.com
 These drawings and their contents, including, but not limited to, all concepts, designs, & ideas are the exclusive property of MKEC Engineering (MKEC), and may not be used or reproduced in any way without the express consent of MKEC.

3 - 12' X 10' RCB BARREL DETAILS

PROJECT NO.	468-85316	
DATE	1/09/19	
SCALE	NTS	
DESIGNED	DRAWN	CHECKED
KJS	RAM	KJS
NO.	REVISION	DATE