

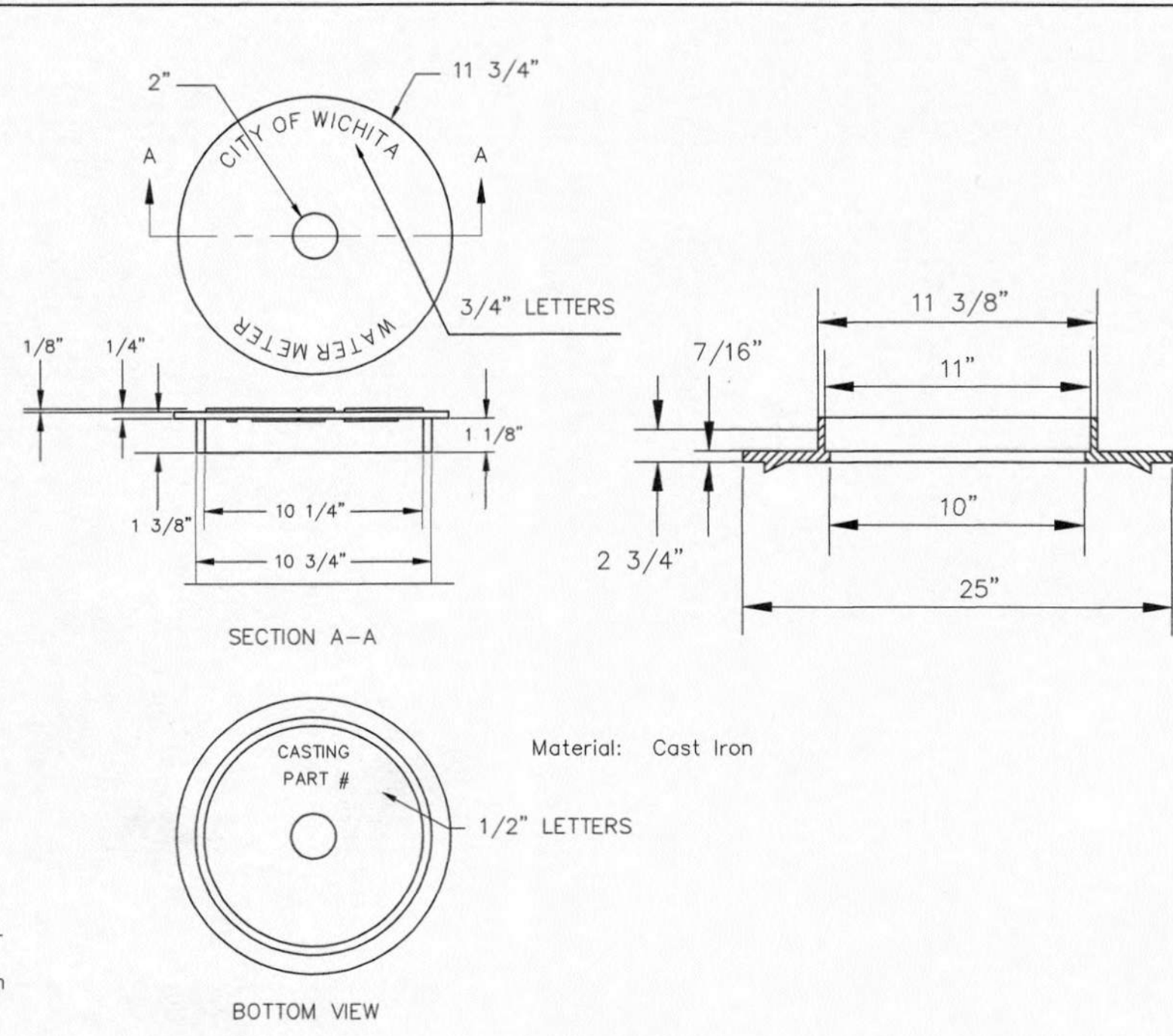
Minimum length of pigtail on consumer side is 36" of copper tubing from meter set.

Bore hole under paving shall be a maximum of 2" in diameter and a minimum of 36" below top of pavement.

Service Saddles are required on all mains.

Meter boxes will be located on each lot to be served, as indicated in the SPECIAL PROVISIONS

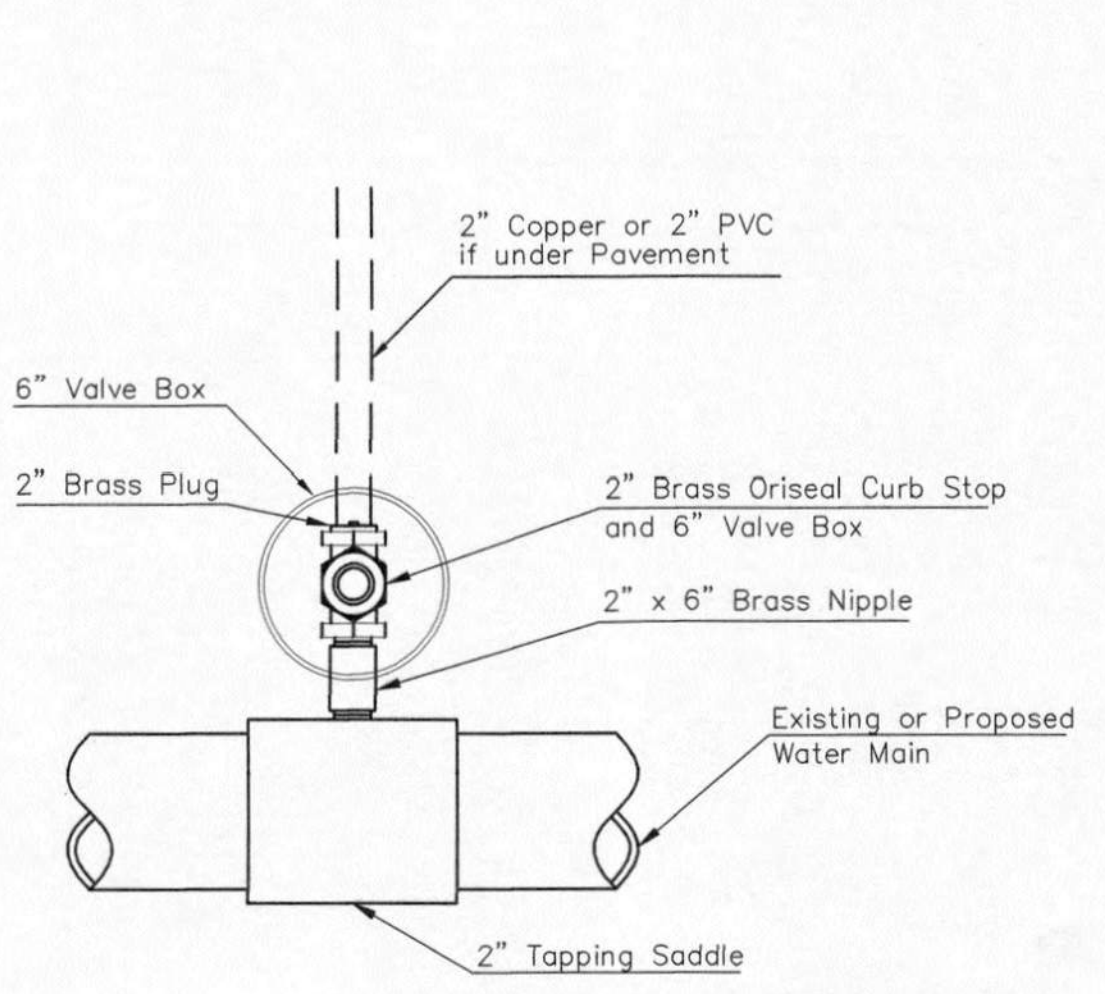
TYPICAL 1" METER SETTING



NOT TRAFFIC RATED RING & LID FOR 1" METER BOX

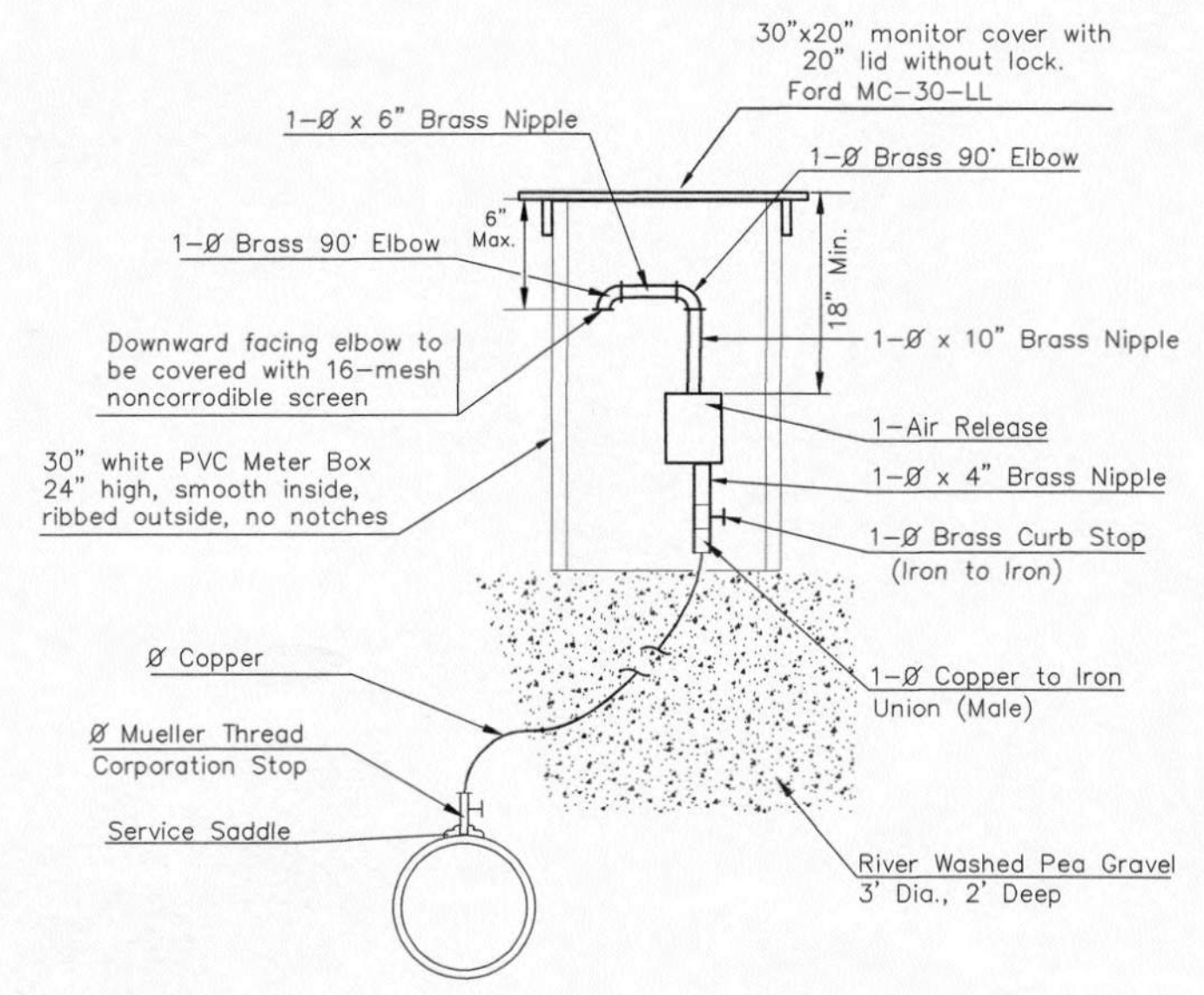
- 1 - \emptyset Mueller Thread Corporation Stop
- \emptyset Type "K" Copper Tubing
- 1 - \emptyset Copper to Iron Union (Male)
- 1 - \emptyset Brass Curb Stop (Iron to Iron)
- 2 - \emptyset 4" Brass Nipple
- Air Release
- 2 - \emptyset Brass Elbows (90°)
- 1 - 1"x6" Brass Nipple
- 1 - 30" Monitor Cover
- 1 - 20" Meter Lid

NOTE: THE 1/2" AIR RELEASE ASSEMBLY WILL TYPICALLY BE USED ON WATER MAINS 24" AND SMALLER, AS SPECIFICALLY DESIGNATED IN THE PLANS. COMBINATION AIR RELEASE ASSEMBLIES WILL BE SPECIFICALLY DESIGNED FOR PROJECTS WITH LARGER MAINS, AND WILL BE INCLUDED IN THE PLANS.

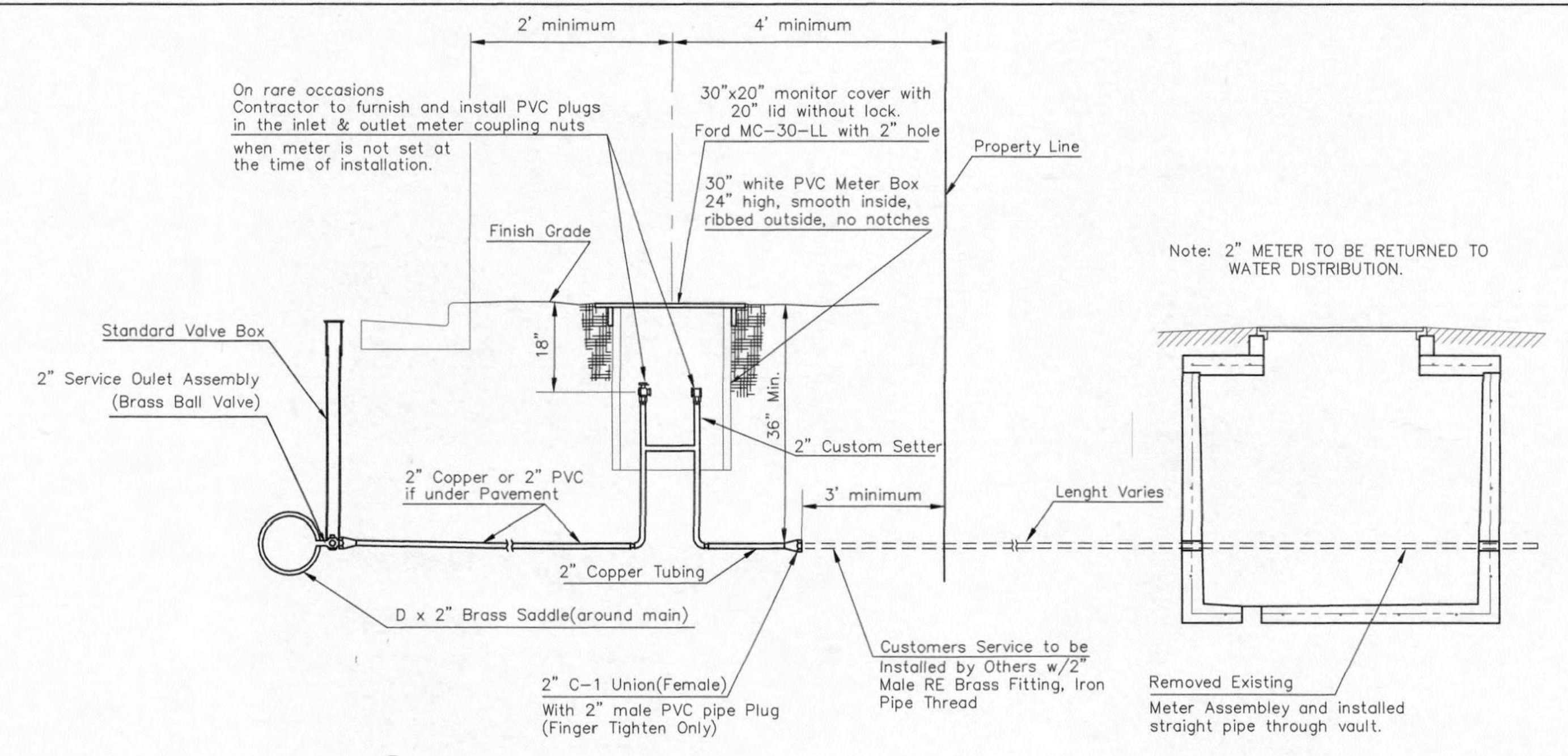


Note: Where the 2" Service Outlet Assembly is to be used to connect a 2" main to another main, the 2" valve shall be a 2" IPT Gate Valve. 2" ball or globe valves shall not be approved for this use.

2" SERVICE OUTLET ASSEMBLY TOP VIEW



MATERIALS FOR 1" or 2" AIR RELEASE ASSEMBLY $\emptyset = 1" \text{ or } 2"$

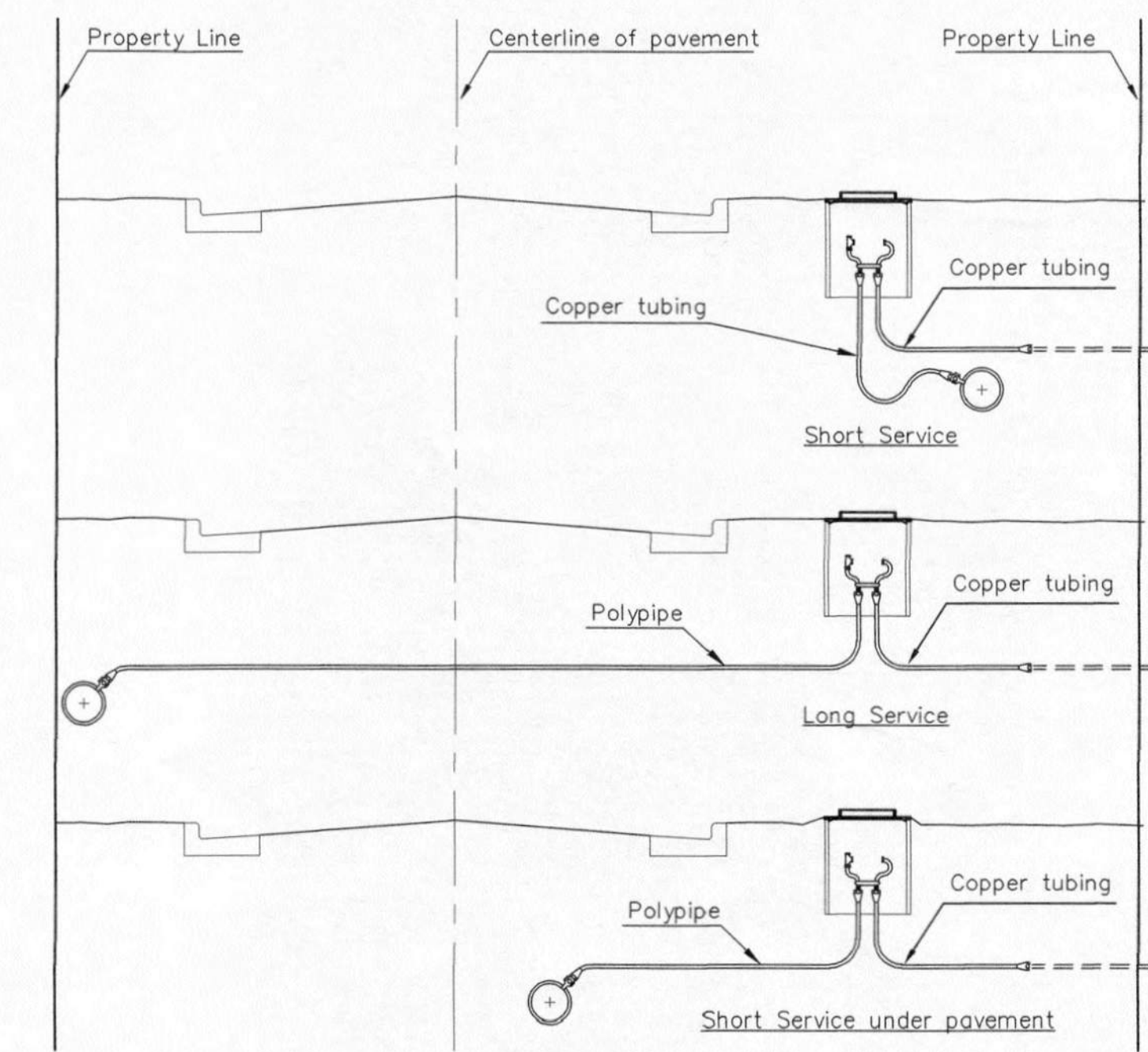


TYPICAL 2" METER SETTING

Note: ONE VALVE STEM EXTENSION FOR EACH VALVE BURIED GREATER THAN 5'.

TYPICAL 2" METER SETTING INVOLVING EXISTING 2" METER VAULT

Note: ONE VALVE STEM EXTENSION FOR EACH VALVE BURIED GREATER THAN 5'.



SERVICE TYPES

REVISED: DECEMBER 2018 TM BRASS NIPPLE LENGTH TO 10" ON THE 1" OR 2" AIR RELEASE ASSEMBLY

CITY OF WICHITA

STANDARD WATER SERVICE DETAIL

CITY ENGINEER
GARY JANZEN, P.E.

PROJECT NUMBER 448-90833	OCA NUMBER 735623	DATE
-----------------------------	----------------------	------

CITY ENGINEER'S OFFICE
CITY HALL - SEVENTH FLOOR
455 NORTH MAIN STREET
WICHITA, KANSAS 67202-1620
(316) 268-4501

SHEET
7 of 13



Saved 01-06-2019 4:48:46 PM by CSL
 Plot Scale 1:1 02-22-2019 10:36:36 AM by CSL
 U:\Wichita-Civil\2018\180773\000\Drawings\180773-000-007-STANDARD WATER SERVICE DETAIL