PROJECT NO.	SHEET NO.	TOTAL SHEETS
472-83377	9	23

6"x12" W4xW4 WIRE FABRIC REINFORCING SHALL BE PLACED SUCH THAT THE WIRES WITH THE 6" SPACING WILL RUN PARALLEL WITH THE LONGITUDINAL JOINT.

SEE SHEET NO. 10 FOR ADDITIONAL DRIVE CONSTRUCTION DETAILS.

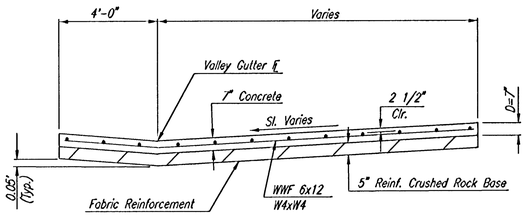

SECTION A-A

NOTE: OMIT REINFORCING MESH AT ALL JOINTS

NOTE: ALL CONCRETE VALLEY GUTTER REINFORCEMENT SHALL BE ADEQUATELY SUPPORTED BY BAR CHAIRS IN THE REQUIRED POSITION UNLESS APPROVED OTHERWISE BY THE ENGINEER.

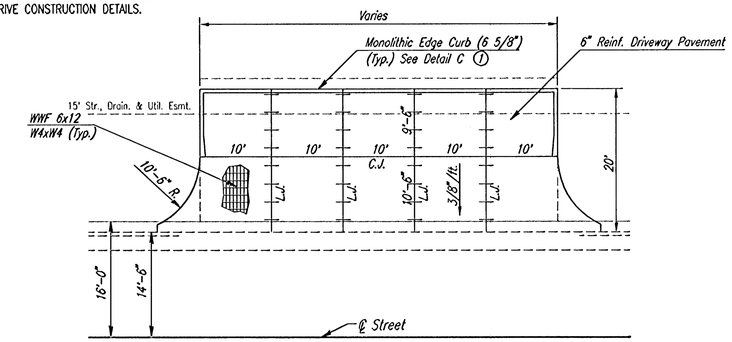

DRIVEWAY DETAILS

① MONOLITHIC EDGE CURB SHALL BE SUBSIDIARY TO "6" DRIVEWAY CONCRETE PAVEMENT".

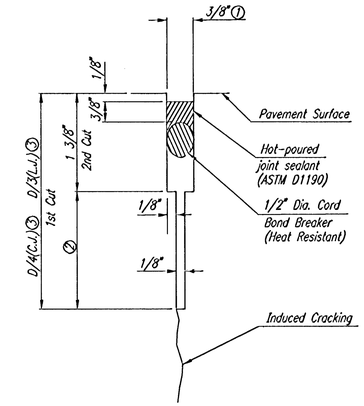

① To be accomplished in 2 cuts for Longitudinal Joints and Contraction Joints. Initial cut to be 1/8" wide.

② Eliminate bottom of cut when metal keyway is used as part of Longitudinal or Transverse Construction Joint and at Doweled Construction Joint Locations.

③ 1 1/2" Minimum

DETAIL A

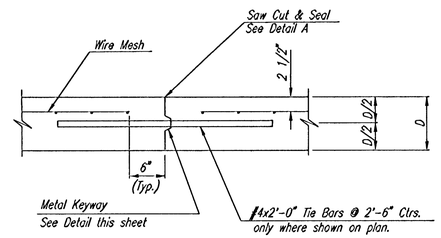

LONGITUDINAL CONSTRUCTION JOINT DETAIL
REINFORCED PAVEMENT
(TRANSVERSE SECTION)
(ALTERNATE L.J.)

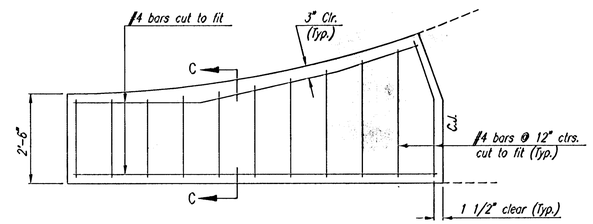

WING REINFORCING DETAIL

NOTE: OMIT WIRE FABRIC REINFORCING IN THIS SECTION.

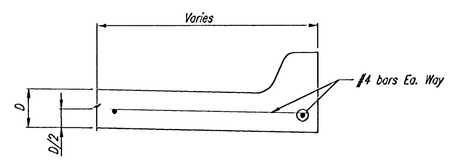

SECTION C-C
(MONOLITHIC EDGE CURB)

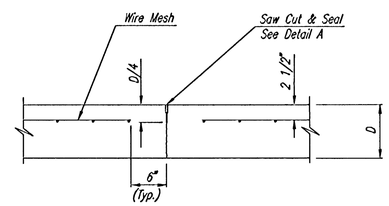

CONTRACTION JOINT DETAIL
REINFORCED PAVEMENT
(C.J.)

D = 5"

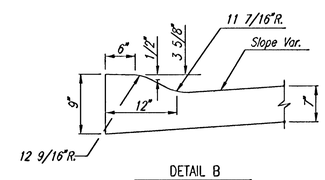

DETAIL B
(ROLL-TYPE CURB)

LONGITUDINAL JOINT DETAIL
REINFORCED PAVEMENT
(TRANSVERSE SECTION)
(L.J.)

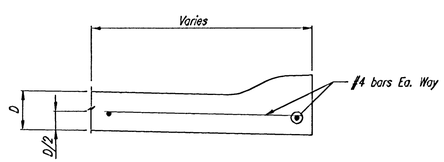

SECTION C-C
(ROLL-TYPE CURB)

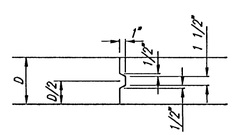

KEYWAY DETAIL

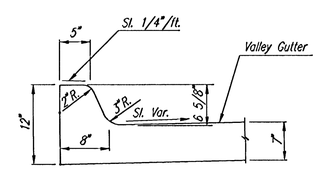

DETAIL B

RECORD DRAWING
24 NOV 03

REMINGTON PLACE - PHASE 3

VALLEY GUTTER AND 6" REINF. CONCRETE DRIVE DETAILS

Professional Engineering Consultants, P.A.
303 S. TOPEKA • WICHITA, KANSAS 67202
316-262-2691 • FAX 316-262-3003

Designed by	BER	Checked by	
Drawn by	DEP	Date DEC., 2002	Job No. 02398-004

DSNR: RRY OPER: DEP SCALE: 1=10.00
Q:\2002\02398\004\VALGUTDL3 12-03-2002 03:45:28 pm