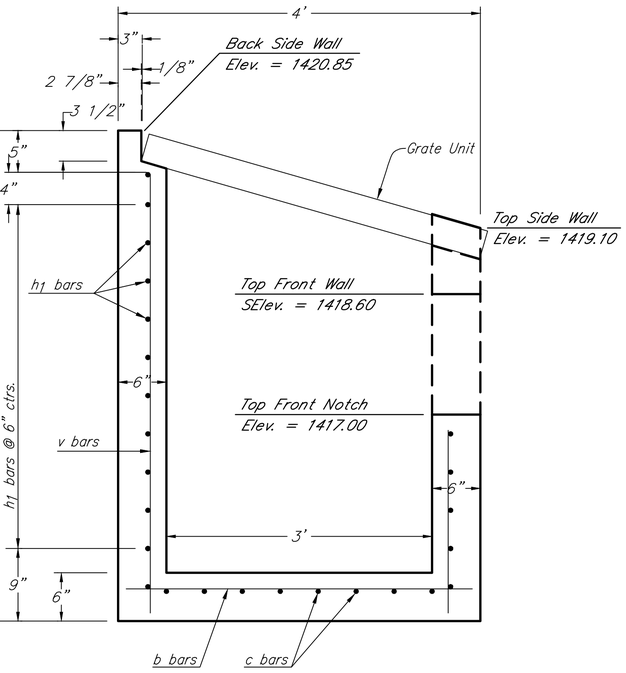

SECTION

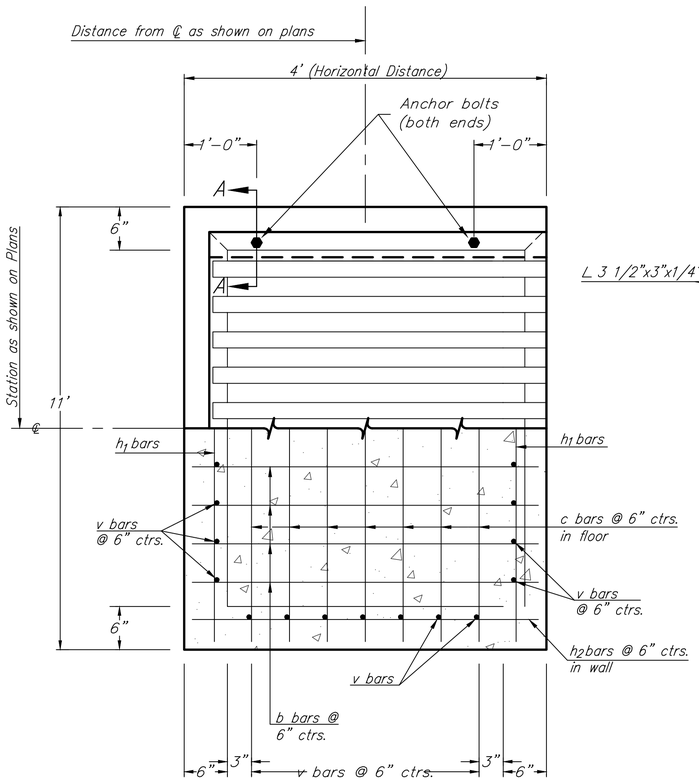

PLAN AND SECTION

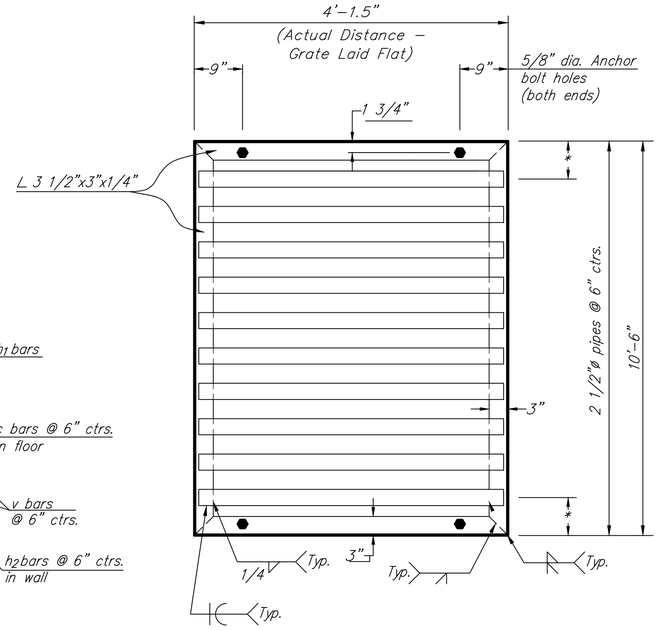

GENERAL NOTE

Use Class A Concrete throughout. All exposed edges shall be finished with an edging tool.

At the Contractors option, Class A Concrete (AE) or mix used in concrete pavement may be used throughout.

In general, pipes will enter and leave the manhole at various positions. Where possible bend bars around pipes.

Floor of inlet shall be shaped as shown on Precast Concrete Manhole Detail. Concrete used for shaping shall conform to city of Wichita specifications for concrete pavement mix. No addition in concrete quantities shall be made for shaping floor of inlets.

No deductions in concrete quantities shall be made for pipe openings.

The top of the manhole shall be sloped slightly to approximately fit the ground line or other conditions as directed by the Engineer.

The grate shall be fabricated from standard or commercial grade structural steel and black steel pipe. The unit shall be hot dipped, galvanized after fabrication, in accordance with ASTM A123 except the weight of coating shall average not less than 2.0 ounces per square foot of actual surface and no individual test shall show less than 1.8 ounces of coating per square foot of actual surface area.

** Quantities shown are for information only.

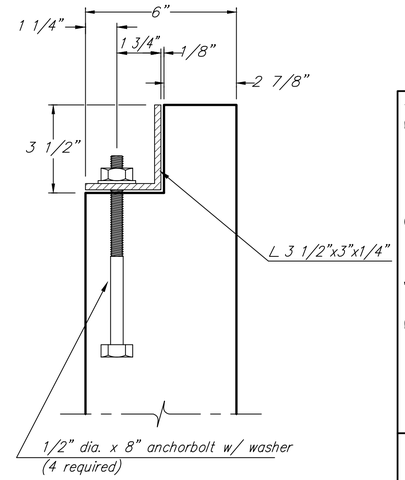

SECTION A–A

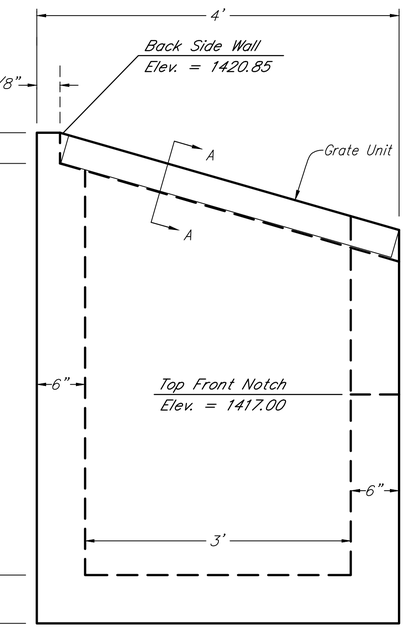

END

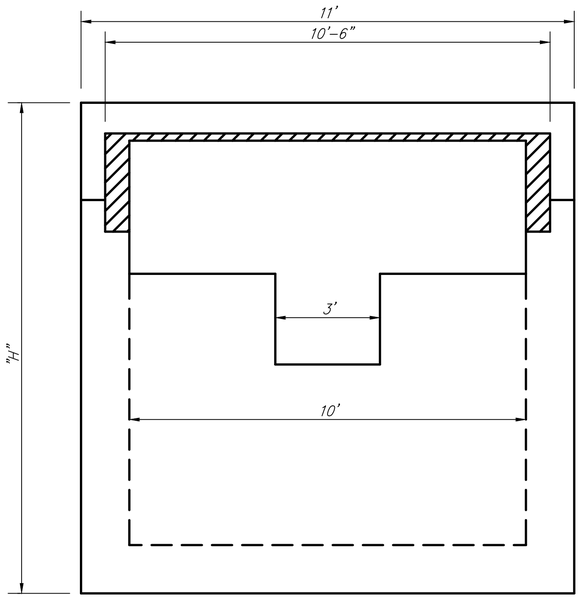

FRONT
(INLET ONLY – GRATE NOT SHOWN)

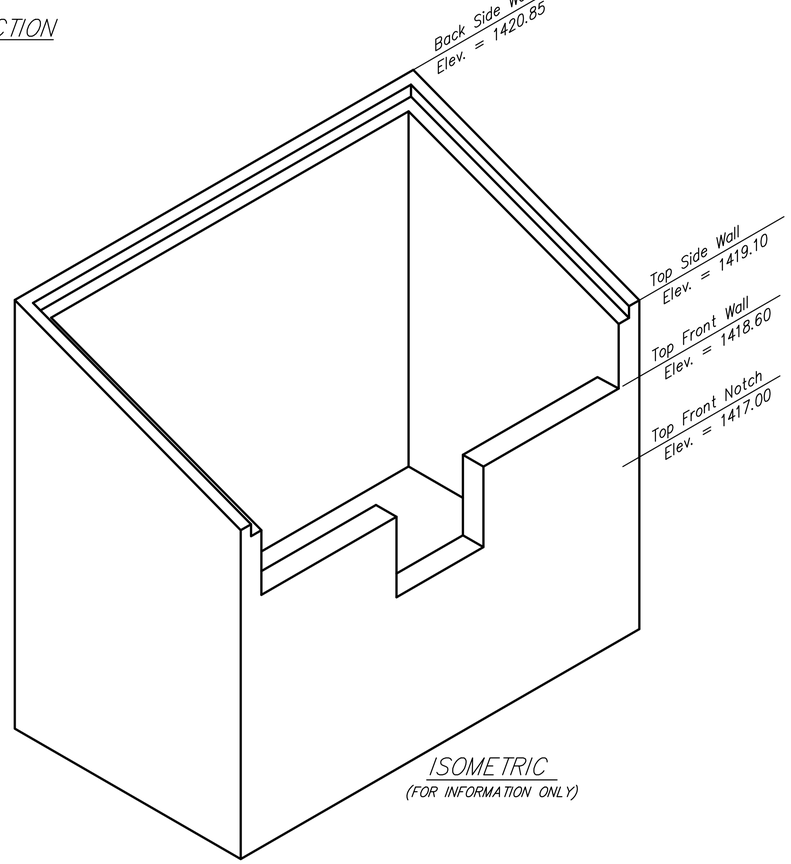

ISOMETRIC
(FOR INFORMATION ONLY)

Baughman Company, P.A.
315 Ellis St. Wichita, KS 67211 P 316.262.2271 F 316.262.0149
ENGINEERING | SURVEYING | PLANNING | LANDSCAPE ARCHITECTURE
Design: Drawn: Approved: Date: 06/19
File: SWD:SWS.dwg

PIKE ADDITION
INLET-MH DETAIL
STORM WATER DRAIN IMPROVEMENTS

REVISIONS:

SHEET 27 OF 40