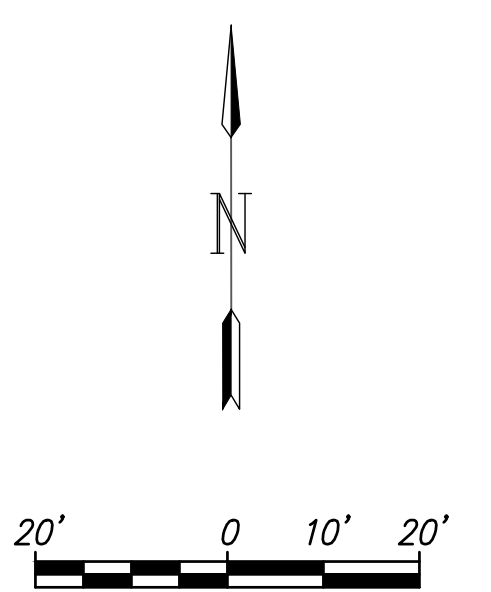


N 1671095.38 E 1656267.88
 STA. 0+00.00, LINE 37 =
 STA. 1+05.33 MARION, 29.97' RT.
 CONNECT TO EXIST. 8" MAIN
 * 1-8" TAPPING VALVE
 * 1-8"x8" TAPPING SLEEVE
 ** 1-6" VALVE BOX ASS'Y.
 VALVE BOX ELEV. 1281.60
 *SUPPLIED AND INSTALLED BY
 CITY OF WICHITA WATER DEPT.
 ** SUPPLIED BY C.O.W.
 INSTALLED BY CONTRACTOR

SEE DISCONNECT #31,
 SHEET NO. 48

N 1671115.66 E 1656304.78
 STA. 0+42.11, LINE 37 =
 STA. 1+56.23 MARION, 25.59' RT.
 1-8" MJ BEND 22.5"

42.11 L.F. 8" PVC




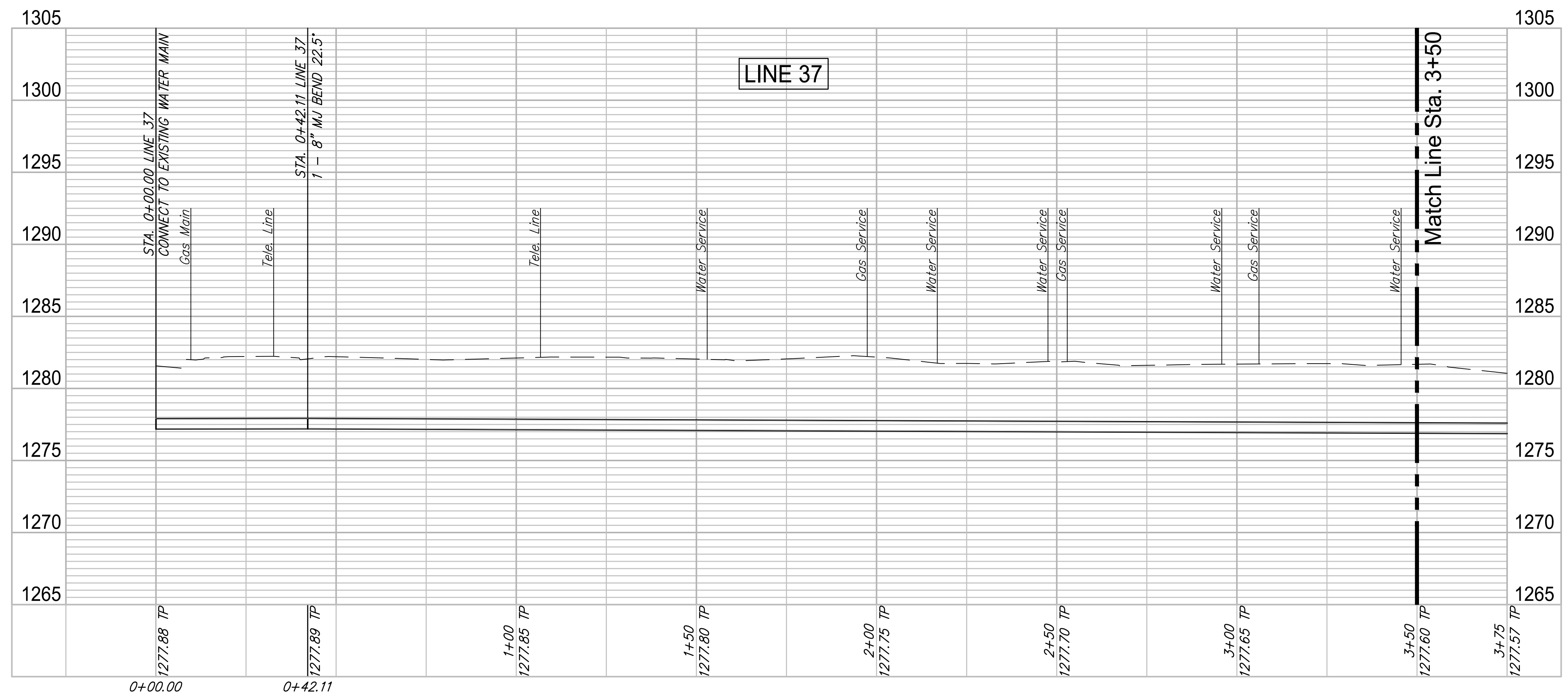
Contractor to coordinate
 with Westar to support
 pole during construction.

Replace Wheel Chair Ramp

Existing Pavement, Curb and
 Gutter to be Removed and
 Replaced as necessary for
 construction. No additional pay
 shall be made for this work,
 Subsidiary to other pay items.

WATER METER SUMMARY				
BL Station	Lt./Rt.	Service (Long or Short)	Address	As Built
2+24	Lt.	Long	1908 E MARION	
2+67	Lt.	Long	1914 E MARION	
2+72	Rt.	Short	1911 E MARION	
3+36	Lt.	Long	1920 E MARION	
3+66	Rt.	Short	1917 E MARION	

WATER METER SUMMARY				
BL Station	Lt./Rt.	Service (Long or Short)	Address	As Built
3+71	Lt.	Long	1926 E MARION	
4+14	Rt.	Short	1921 E MARION	
4+35	Lt.	Long	1928 E MARION	
4+64	Lt.	Long	1932 E MARION	



GARVER
 624 N. MAIN
 WICHITA, KS 67203
 316.264.8000
 WWW.GARVERUSA.COM

REVIEW: 5-24-2017
 DATE: 4/2/2018
 DESIGN: CMB / RA
 DRAWN: DRS / RA

PROJECT NUMBER: 448-30721
 DRAWING FILE: 4701W Engineering Base Area 1
ROSE MARIE WATER - Part B
Marion - Line 37 (1 of 2)
 Wichita, Kansas

GARVER JOB NO: 16264701
 SHEET: 42 OF 53
 © Copyright 2018, Garver