










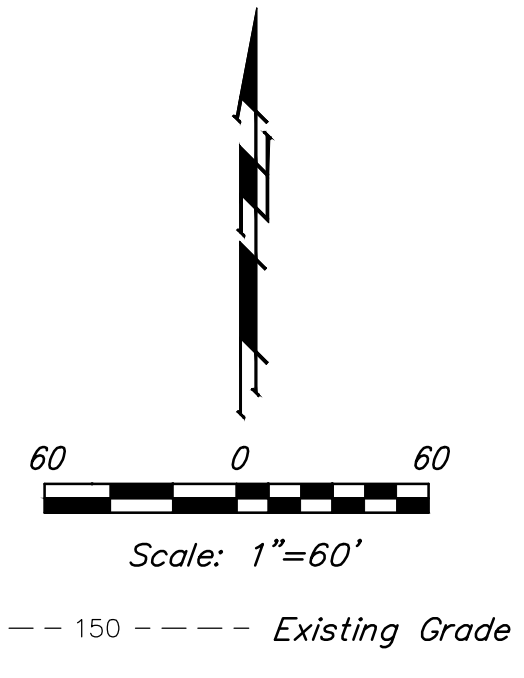
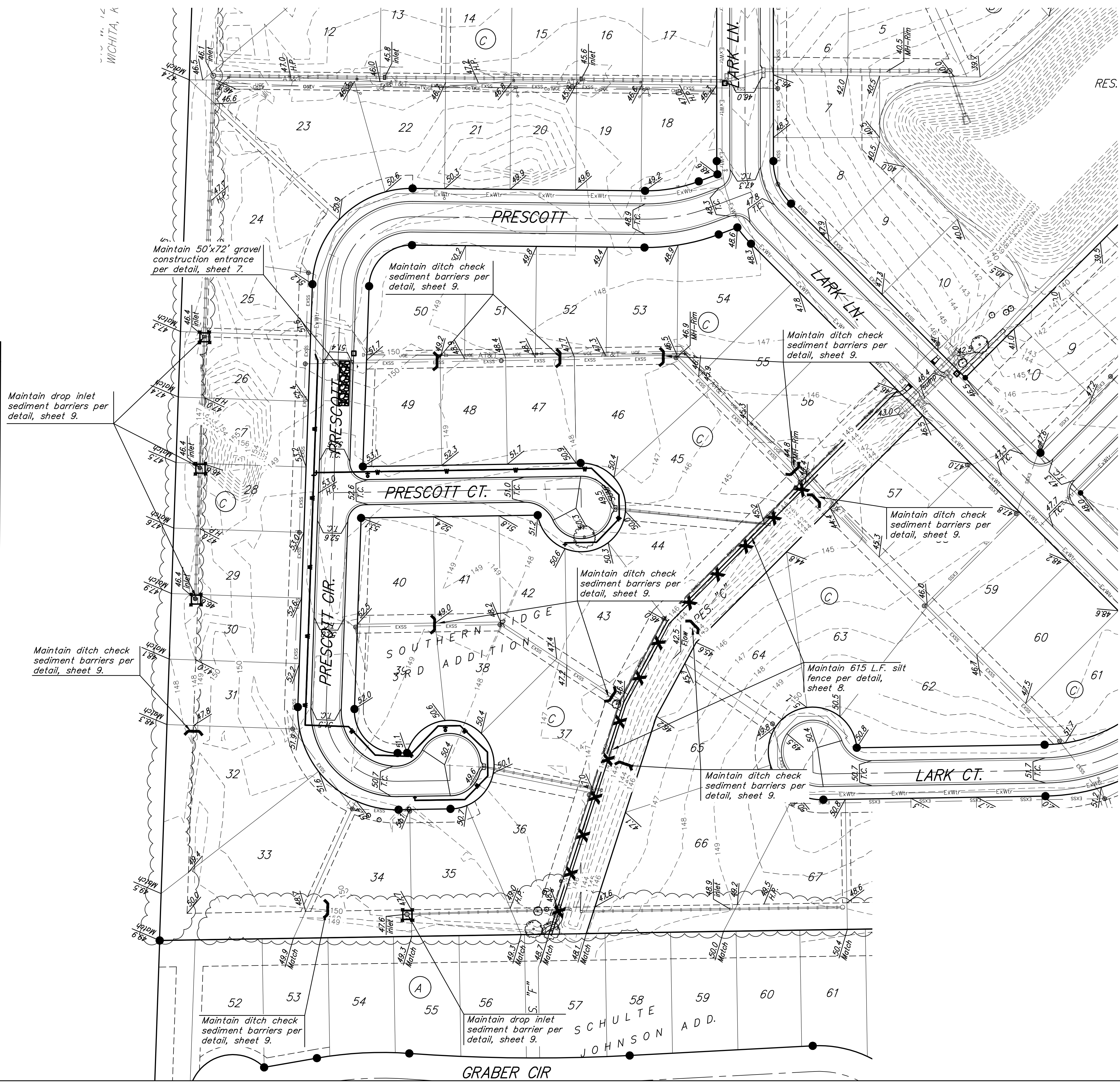
**EROSION CONTROL PLAN LEGEND**

-  - DROP INLET PROTECTION
-  - CURB INLET PROTECTION
-  - DITCH CHECKS
-  - SILT FENCING
-  - STRAW WATTLE FENCING
-  - EROSION CONTROL BERM
-  - BACK OF CURB PROTECTION
-  - EROSION CONTROL MAT
-  - TEMPORARY DITCH

EROSION CONTROL MEASURE	INSTALL	MAINTAIN	REMOVE
BACK OF CURB PROTECTION (LF)	0	0	0
CONSTRUCTION ENTRANCE (EA)	0	1	0
CURB INLET BARRIER (EA)	0	0	0
DITCH CHECK (EA)	0	11	0
DROP INLET PROTECTION (EA)	0	4	0
EROSION CONTROL (LS)	0	0	0
EROSION CONTROL BERM (LF)	0	0	0
SILT FENCE (LF)	0	615	0
EROSION CONTROL MAT (SY)	0	0	0

QUANTITIES ARE FOR INFORMATION ONLY! CONTRACTOR SHALL VERIFY QUANTITIES PER FINAL BID QUANTITY SHEET.

\* ALL EXISTING BMPs INCLUDING CONSTRUCTION ENTRANCE, SEDIMENT BARRIERS, SILT FENCE, EROSION CONTROL BERM, AND EROSION CONTROL MAT SHALL BE MAINTAINED AND REPAIRED IF NECESSARY. REPLACEMENT OR REMOVAL OF EROSION CONTROL MEASURES TO BE PAID FOR BY L.S. BID ITEM "MAINTAIN EXISTING EROSION CONTROL BMPs"



Site has been graded with SWD project prior to water line construction.

SOUTHERN RIDGE 3RD ADD. PH. 5C & 6  
**EROSION CONTROL PLAN**  
 WATER DISTRIBUTION SYSTEM  
 Baughman Company, P.A.  
 ENGINEERING ARCHITECTURE  
 1701 W. WILSON ST. SUITE 200  
 OMAHA, NE 68104  
 402.466.1111  
 www.baughman.com  
 Date: 10/19

