✳ Increase from 12'-0" to 12'-5½" by 1½" increments (Cut 12 each length, except only cut 10 of 12'-5½").

✳✳ Increase from 13'-0" to 13'-5½" by 1½" increments (Cut 12 each length, except only cut 10 of 13'-5½").

✳✳✳ Increase from 0" to 2'-2⅛" by 2⅜" increments (Cut 2 each) (per pier)

◔ Increase from 0" to 2'-9" by 3" increments (Cut 2 each) (per pier)

◔◔ Increase from 1'-0⅞" to 3'-4⅜" by 1¼" increments (Cut 2 each) (per pier)

◔◔◔ Increase from 3½" to 1'-10¾" by ⅞" increments (Cut 2 each) (per pier)

† Increase from 6⅜" to 1'-0" by 1⅛" increments (Cut 2 each) (per pier)

†† Increase from 2'-0" to 2'-3⅛" by ⅝" increments (Cut 2 each) (per pier)

††† Increase from 1" to 1'-1½" by 2½" increments (Cut 2 each) (per pier)

△ Increase from 2¼" to 2'-5⅛" by 5⅜" increments (Cut 2 each) (per pier)

△△ Increase from 1'-0⅛" to 1'-4⅝" by 1⅛" increments (Cut 2 each) (per pier)

△△△ Increase from 2'-4⅜" to 2'-8⅞" by 1⅛" increments (Cut 2 each) (per pier)

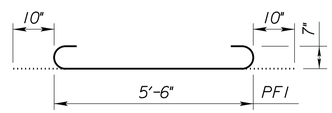

PF1

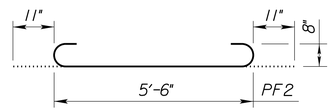

PF2

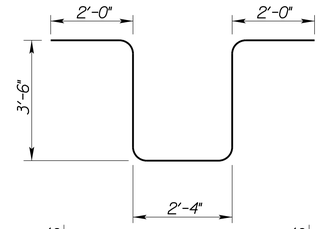

PD2

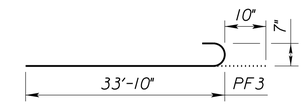

PF3

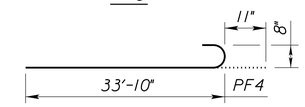

PF4

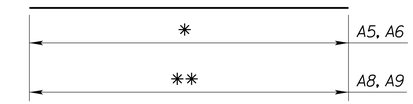

A5, A6, A8 & A9

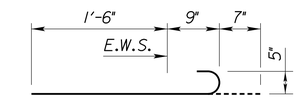

AD12

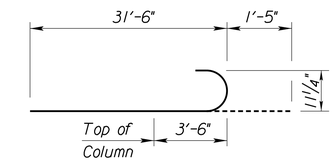

PC1

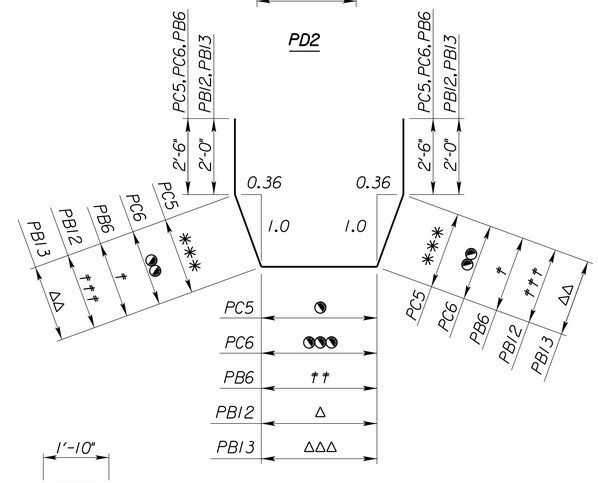

PC5, PC6, PB6, PB12 & PB13

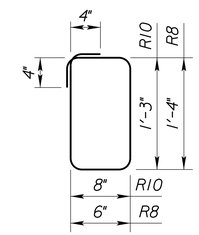

R8 & R10

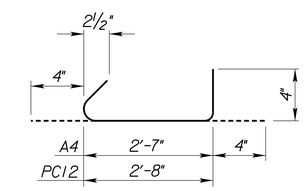

A4 & PC12

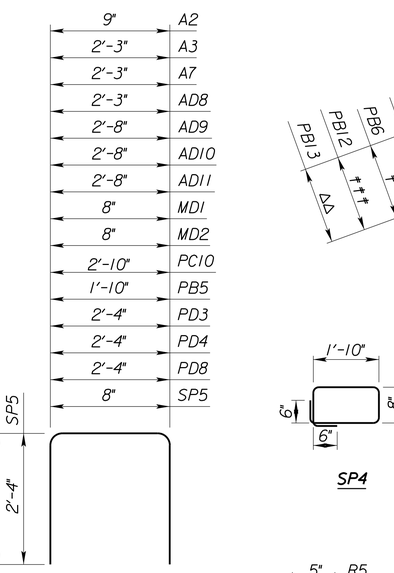

A2, A3, A7, AD8, AD9, AD10, AD11, MD1, MD2, PC10, PB7, PD3, PD4, PD8, SP5

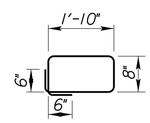

SP4

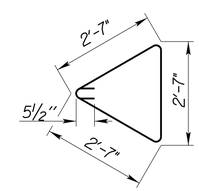

PB8

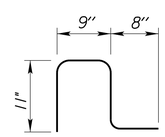

C1

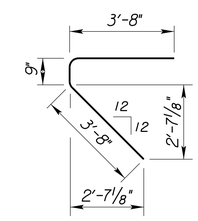

AD13

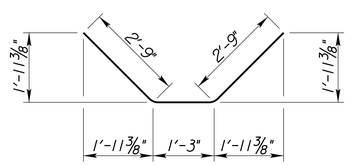

SP1

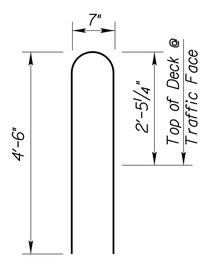

R1

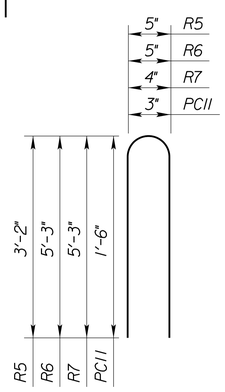

PC11, R5, R6 & R7

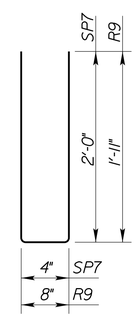

R9 & SP7

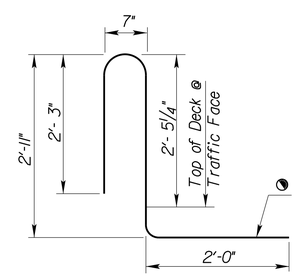

R3

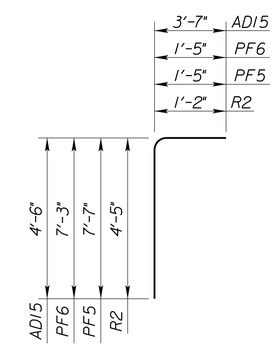

AD15, PF5, PF6 & R2

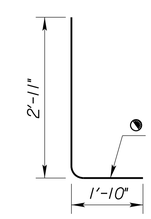

R4
(Lap 1'-4" with R3)

◔ Bend this leg to match the slope of the roadway.

BENDING DIAGRAMS

All dimensions are out to out of bars.

CITY OF WICHITA

wsp

HARRY STREET BRIDGE
OVER ARKANSAS RIVER

BENDING DIAGRAMS

STRUCTURE NO. 43040087630AR40

NO.	DATE	DESCRIPTION

REVISIONS

PROJ NO:	35838B
SCALE:	AS NOTED
DATE:	.
DESIGNED BY:	--
DRAWN BY:	--
CHECKED BY:	-
YEAR:	2019
SHEET NO	81
SHEET 81 OF 135	

Plotted : 10/3/2019 2:15:40 PM File : T:\35838A-COW_HarryStBridge\Cadd\Sheets\Structures\838BLB02.dgn