



© 2019 GARVER, LLC
 THIS DOCUMENT, ALONG WITH THE IDEAS AND DESIGNS CONVEYED HEREIN, SHALL BE CONSIDERED INSTRUMENTS OF PROFESSIONAL SERVICE AND ARE PROPERTY OF GARVER, LLC. ANY USE, REPRODUCTION, OR DISTRIBUTION OF THIS DOCUMENT, ALONG WITH THE IDEAS AND DESIGN CONTAINED HEREIN, IS PROHIBITED UNLESS AUTHORIZED IN WRITING BY GARVER, LLC OR EXPLICITLY ALLOWED IN THE GOVERNING PROFESSIONAL SERVICES AGREEMENT FOR THIS WORK.

8535 E. 21st St. N.
 Suite 130
 Wichita, KS 67206
 (316) 264-8008

REV.	DATE	DESCRIPTION	BY



CITY OF WICHITA
 WICHITA, KANSAS
 EMERALD BAY 5th ADD.
 PHASE 1 - PAVING

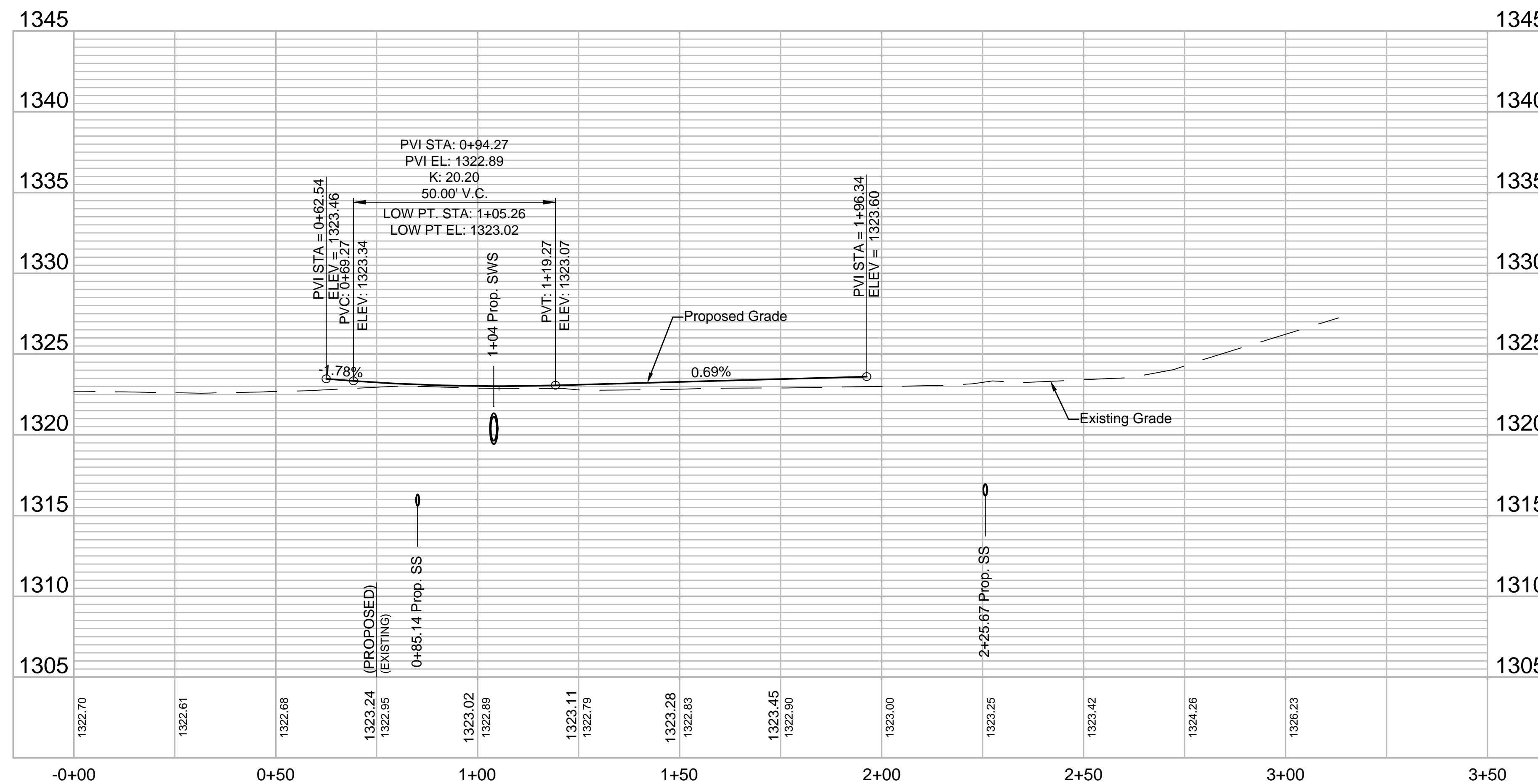
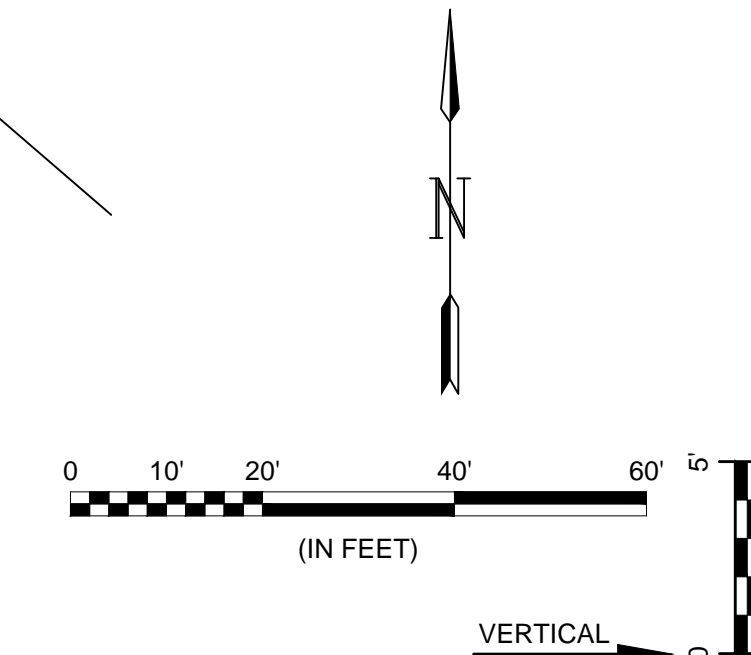
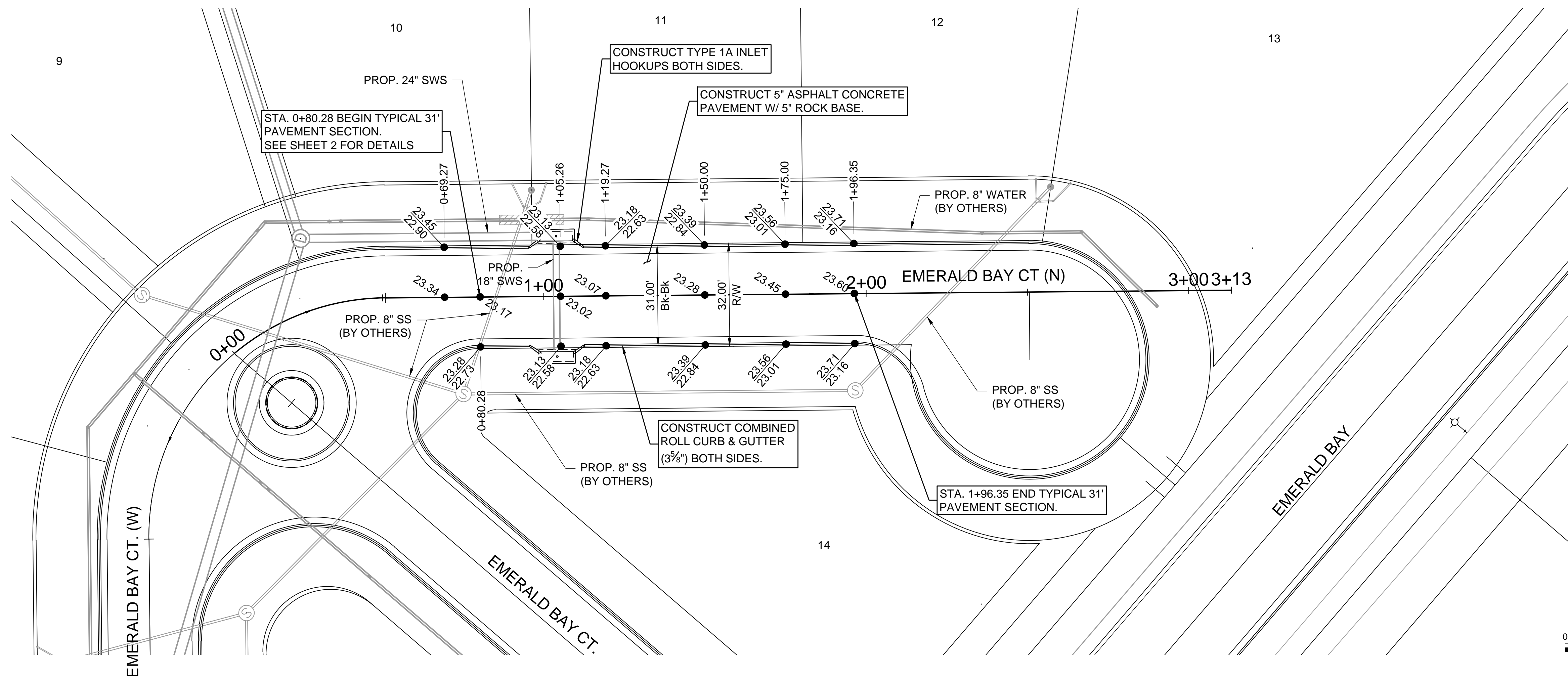
EMERALD BAY CT (N)

JOB NO.: 19T41004
 DATE: OCT. 2019
 DESIGNED BY: EJJ
 DRAWN BY: DRS

BAR IS ONE INCH ON ORIGINAL DRAWING
 IF NOT ONE INCH ON THIS SHEET, ADJUST SCALES ACCORDINGLY.

DRAWING NUMBER

SHEET NUMBER **15** OF **39**



- NOTES:
- GRADES ON THIS SHEET ARE FULL HEIGHT 6 5/8" (0.55") CURB GRADES. ROLL 3 3/8" (0.30") CURB SHALL BE CONSTRUCTED ON THIS PROJECT EXCEPT FOR VALLEY GUTTER CURBS.
 - ADD 1300.00 TO ALL ELEVATIONS TO OBTAIN ACTUAL ELEVATIONS.

File: L:\2019\19T41004 - Emerald Bay 5th Add Ph 1\Drawings\C3D\Paving-SWSEMERALD BAY CT (N).dwg Last Save: 10/15/2019 12:59 PM Last saved by: DRStandrich
 Last plotted by: Standrich, Daryl R. Plot Style: --- Plot Scale: 1:2.5849 Plot Date: 10/15/2019 1:24 PM Plotter used: None