



© 2019 GARVER, LLC
 THIS DOCUMENT, ALONG WITH THE IDEAS AND DESIGNS CONVEYED HEREIN, SHALL BE CONSIDERED INSTRUMENTS OF PROFESSIONAL SERVICE AND ARE PROPERTY OF GARVER, LLC. ANY USE, REPRODUCTION, OR DISTRIBUTION OF THIS DOCUMENT, ALONG WITH THE IDEAS AND DESIGN CONTAINED HEREIN, IS PROHIBITED UNLESS AUTHORIZED IN WRITING BY GARVER, LLC OR EXPLICITLY ALLOWED IN THE GOVERNING PROFESSIONAL SERVICES AGREEMENT FOR THIS WORK.

8535 E. 21st St. N.
 Suite 130
 Wichita, KS 67206
 (316) 264-8008

REV.	DATE	DESCRIPTION	BY



CITY OF WICHITA
 WICHITA, KANSAS
 EMERALD BAY 5th ADD.
 PHASE 1 - PAVING

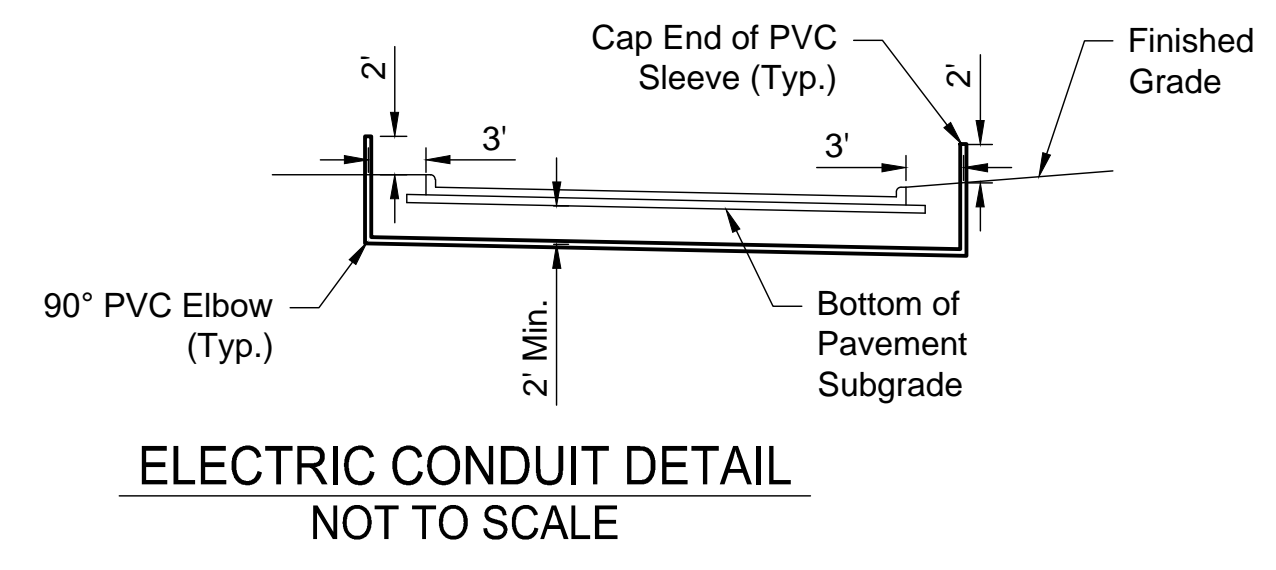
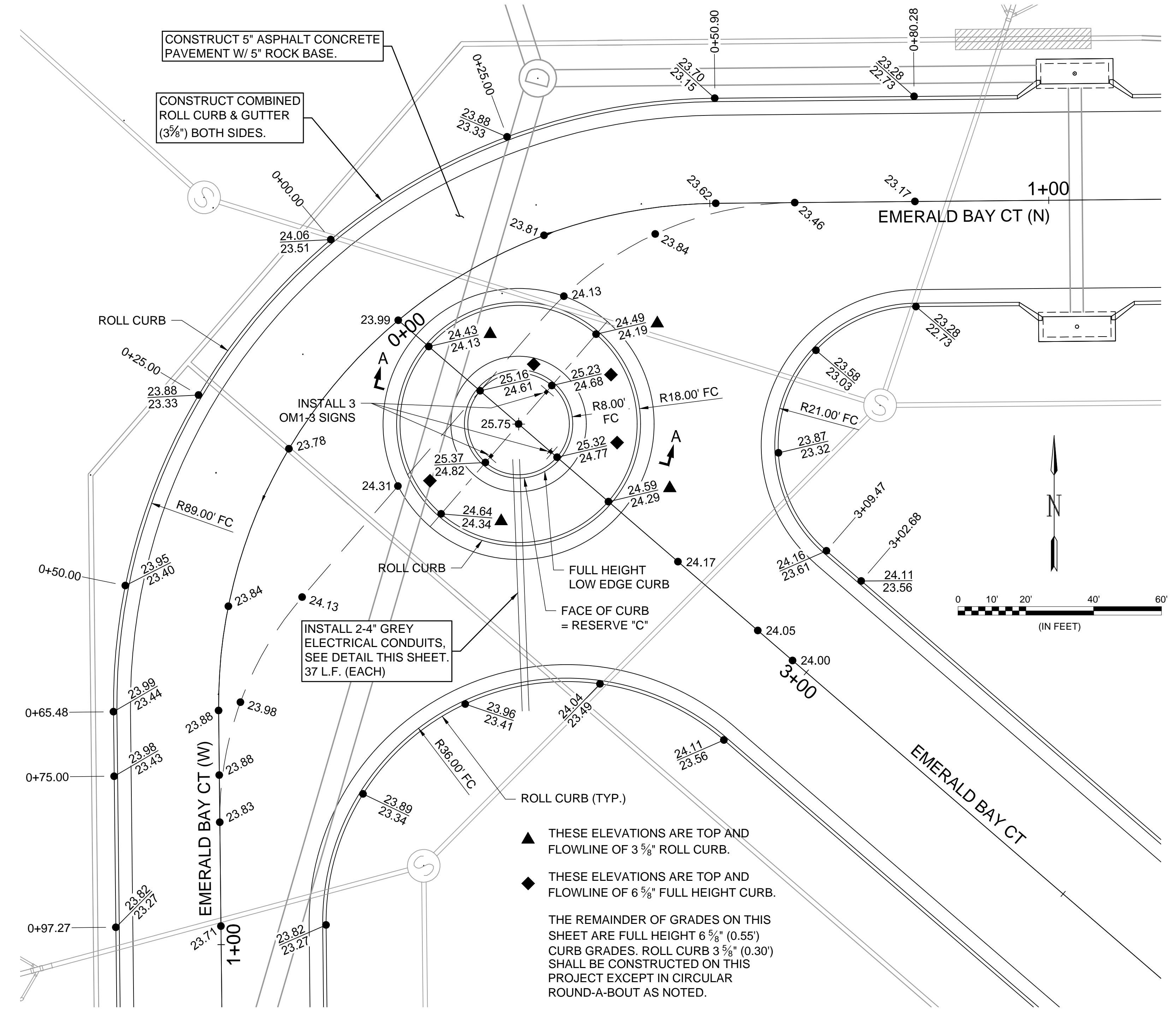
INTERSECTION DETAIL

JOB NO.: 19T41004
 DATE: OCT. 2019
 DESIGNED BY: EJG
 DRAWN BY: DRS


BAR IS ONE INCH ON ORIGINAL DRAWING
 IF NOT ONE INCH ON THIS SHEET, ADJUST SCALES ACCORDINGLY.

DRAWING NUMBER

SHEET NUMBER **19 OF 39**



- ▲ THESE ELEVATIONS ARE TOP AND FLOWLINE OF 3 5/8\" ROLL CURB.
 - ◆ THESE ELEVATIONS ARE TOP AND FLOWLINE OF 6 5/8\" FULL HEIGHT CURB.
- THE REMAINDER OF GRADES ON THIS SHEET ARE FULL HEIGHT 6 5/8\" (0.55') CURB GRADES. ROLL CURB 3 5/8\" (0.30') SHALL BE CONSTRUCTED ON THIS PROJECT EXCEPT IN CIRCULAR ROUND-A-BOUT AS NOTED.



Brick Pavers to be installed in apron and/or median locations shall be custom cut to match final concrete dimensions. Contractor shall construct apron blockouts to match nominal paver width dimensions. Fill with "brick slivers" (defined as pieces smaller than 1/2 of the shortest paver dimension) shall not be allowed, except at the edges of apron locations.

**SECTION A-A
 ROUNDABOUT SECTION**

File: L:\2019\19T41004 - Emerald Bay 5th Add Ph 1\Drawings\C3D\Paving-SWIS\QUL-DE-SAC DETAILS.dwg Last Save: 10/15/2019 1:03 PM Last saved by: DRS\Standrich
 Last plotted by: Standrich, Darryl R. Plot Style: --- Plot Scale: 1:2.5849 Plot Date: 10/15/2019 1:26 PM Plotter used: None