

TYPICAL 2" METER SETTING

TYPICAL 2" METER SETTING INVOLVING EXISTING 2" METER VAULT

Note: ONE VALVE STEM EXTENSION FOR EACH VALVE BURIED GREATER THAN 5'.

Note: ONE VALVE STEM EXTENSION FOR EACH VALVE BURIED GREATER THAN 5'.

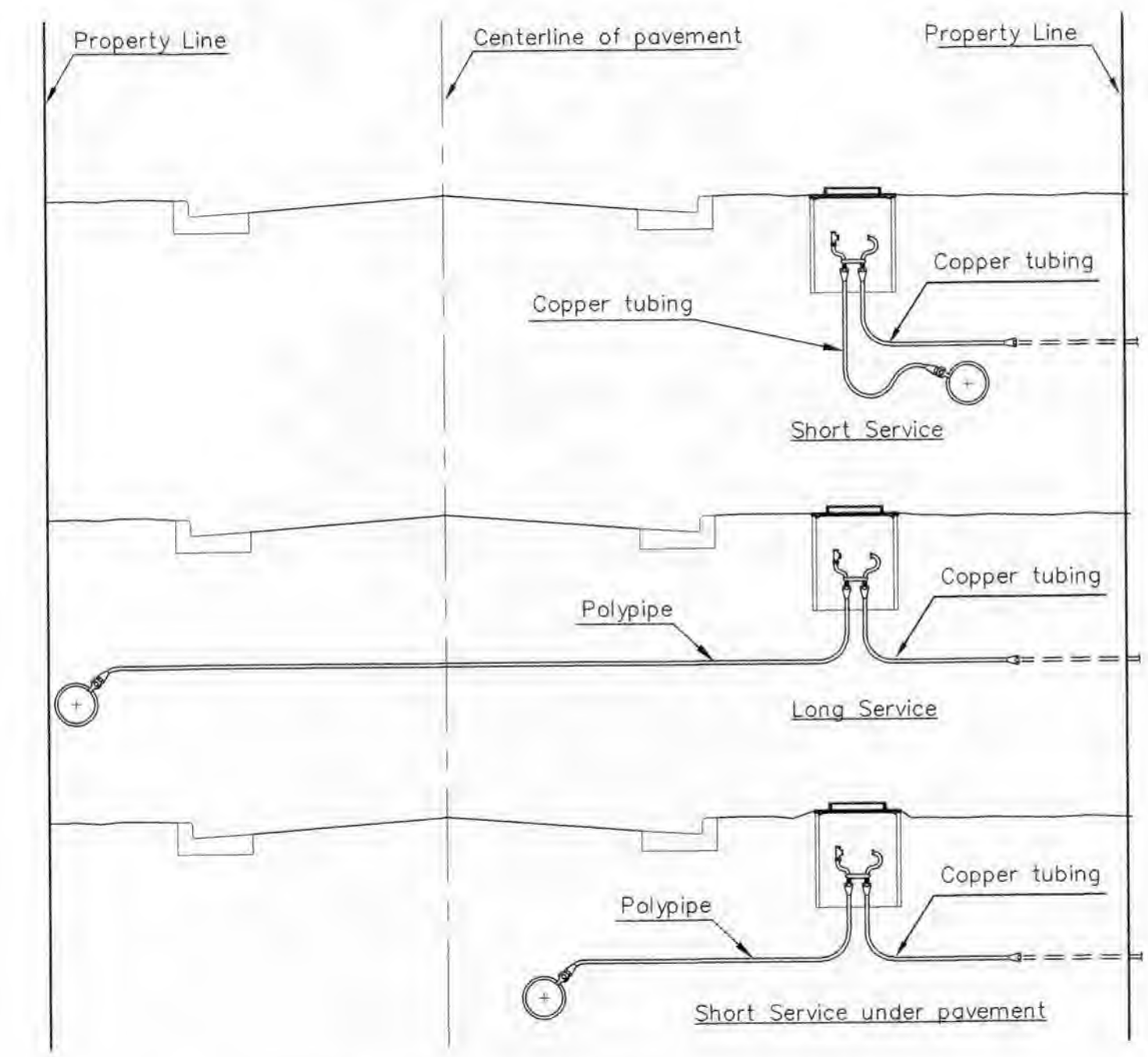
TYPICAL 1" METER SETTING

Minimum length of pigtail on consumer side is 36" of copper tubing from meter set.
Bore hole under paving shall be a maximum of 2" in diameter and a minimum of 36" below top of pavement.
Service Saddles are required on all mains.
Meter boxes will be located on each lot to be served, as indicated in the SPECIAL PROVISIONS

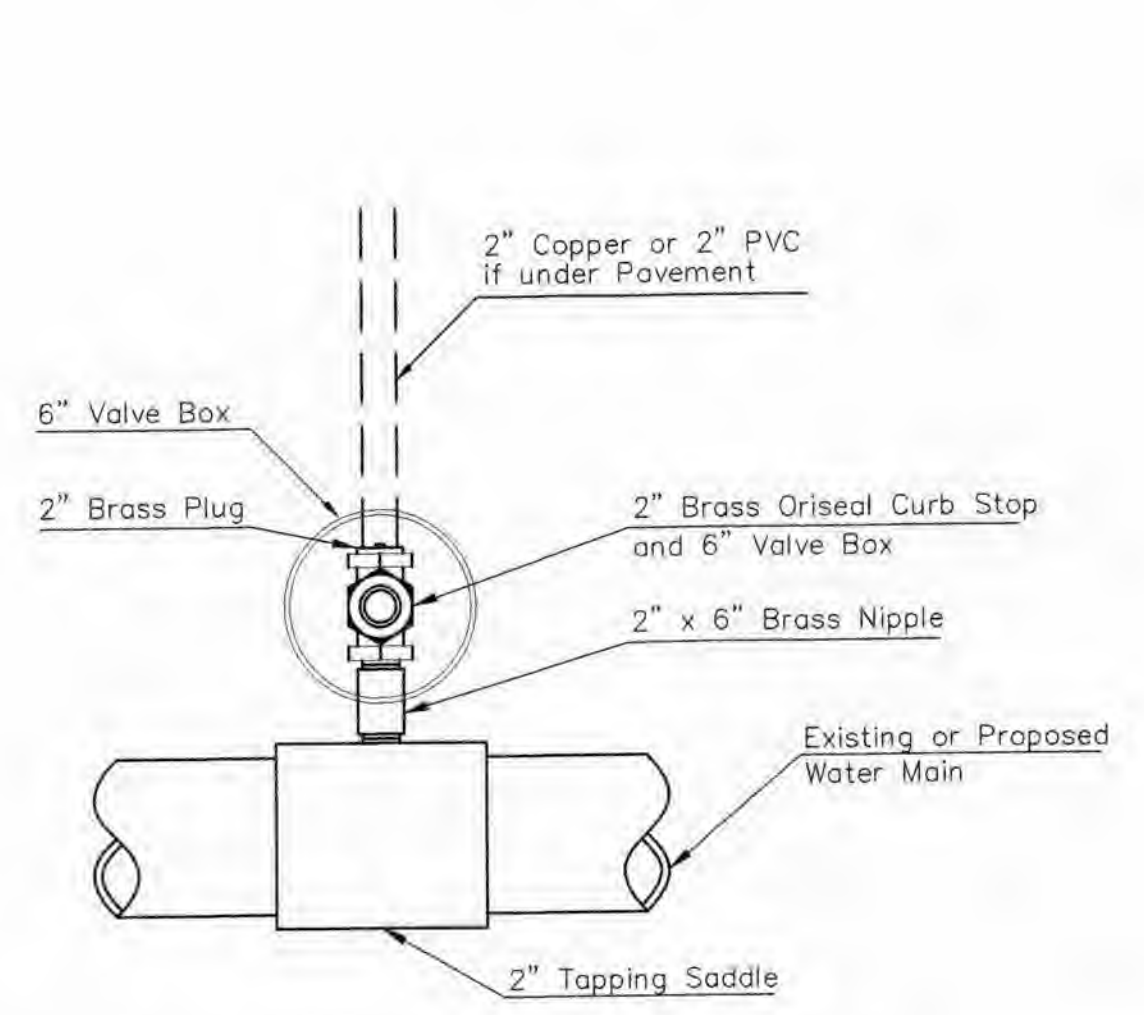
- 1 - Ø Mueller Thread Corporation Stop
- Ø Type "K" Copper Tubing
- 1 - Ø Copper to Iron Union (Male)
- 1 - Ø Brass Curb Stop (Iron to Iron)
- 2 - Øx4" Brass Nipple
- Air Release
- 2 - Ø Brass Elbows (90°)
- 1 - 1"x6" Brass Nipple
- 1 - 30" Monitor Cover
- 1 - 20" Meter Lid

NOTE:

THE 1 1/2" AIR RELEASE ASSEMBLY WILL TYPICALLY BE USED ON WATER MAINS 24" AND SMALLER, AS SPECIFICALLY DESIGNATED IN THE PLANS. COMBINATION AIR RELEASE ASSEMBLIES WILL BE SPECIFICALLY DESIGNED FOR PROJECTS WITH LARGER MAINS, AND WILL BE INCLUDED IN THE PLANS.

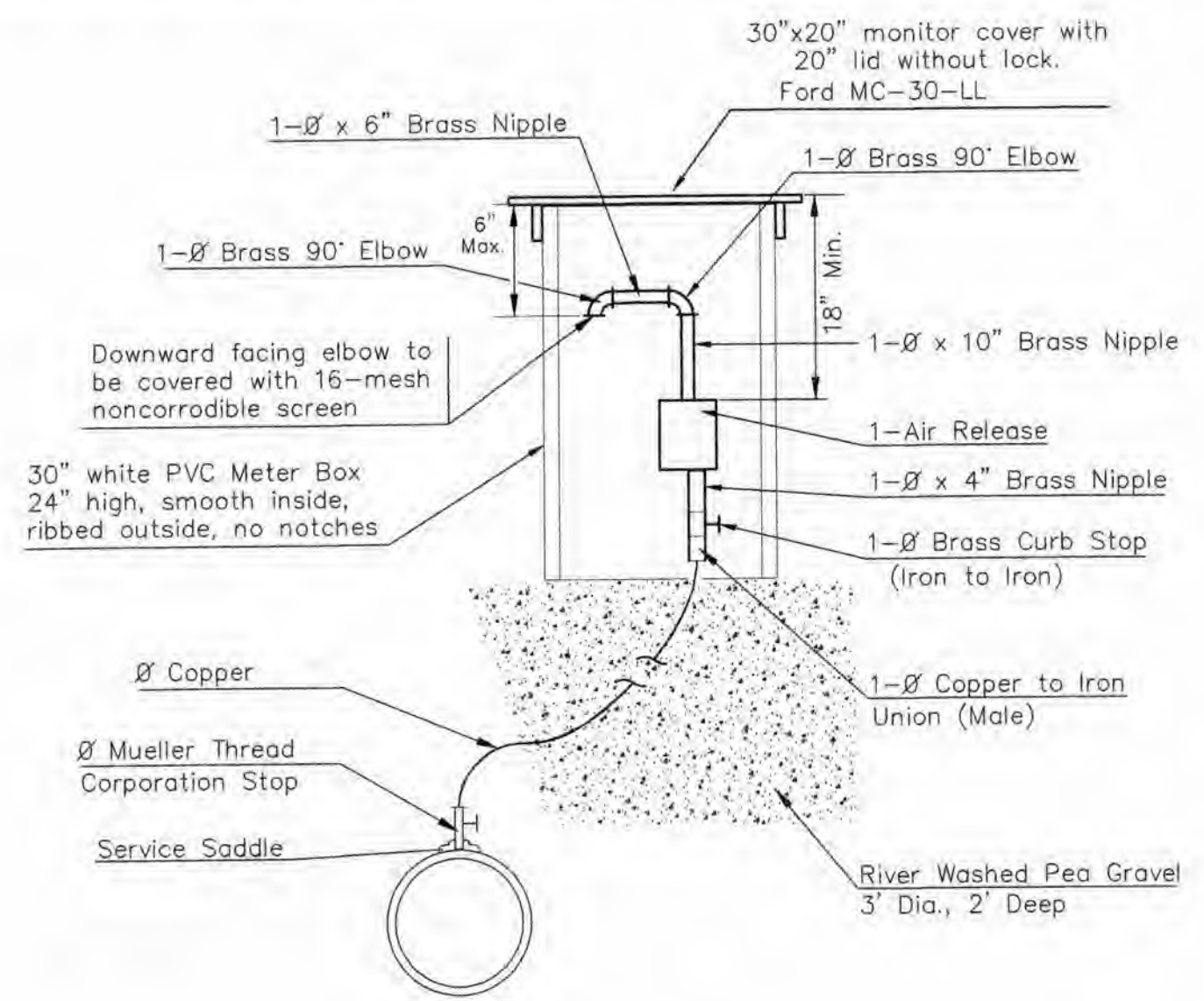


SERVICE TYPES



Note: Where the 2" Service Outlet Assembly is to be used to connect a 2" main to another main, the 2" valve shall be a 2" IPT Gate Valve. 2" ball or globe valves shall not be approved for this use.

2" SERVICE OUTLET ASSEMBLY TOP VIEW



MATERIALS FOR 1" or 2" AIR RELEASE ASSEMBLY Ø = 1" or 2"



REVISED: DECEMBER 2018	TM	BRASS NIPPLE LENGTH TO 10" ON THE 1" OR 2" AIR RELEASE ASSEMBLY	
<p>CITY OF WICHITA</p> <p>PUBLIC WORKS & UTILITIES ENGINEERING DIVISION</p>		<p>STANDARD WATER SERVICE DETAIL</p> <p>CITY ENGINEER</p> <p>GARY JANZEN, P.E.</p>	
		PROJECT NUMBER	OCA NUMBER
CITY ENGINEER'S OFFICE		SHEET	
CITY HALL - SEVENTH FLOOR		4 of 14	
455 NORTH MAIN STREET			
WICHITA, KANSAS 67202-1620			
(316) 268-4501			