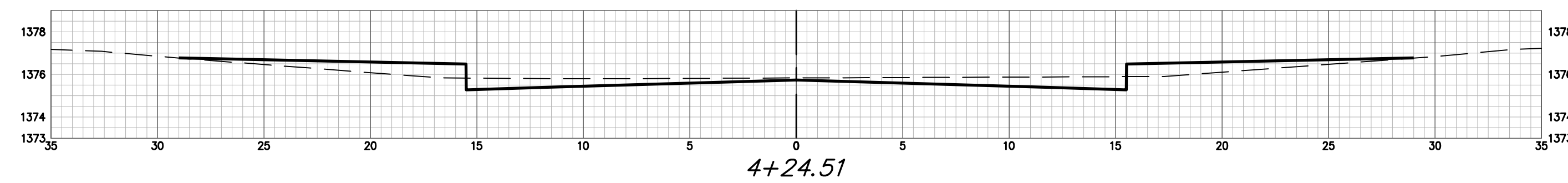
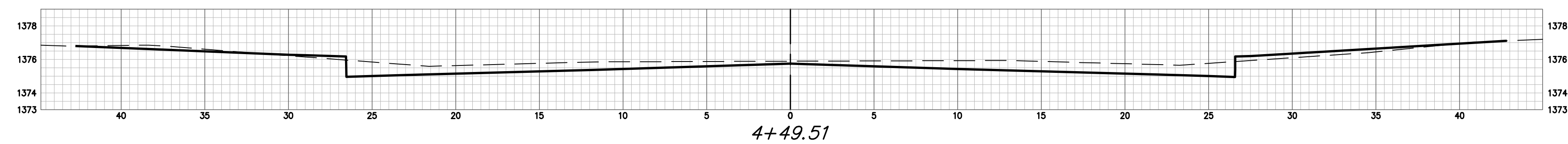
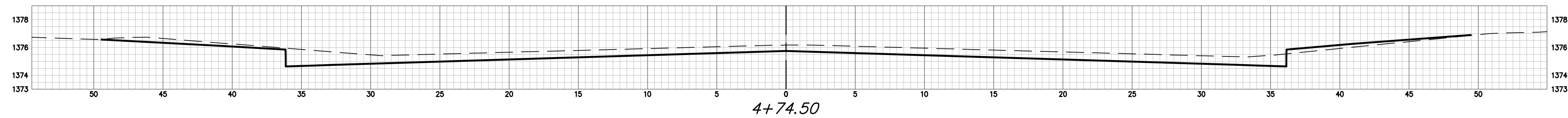
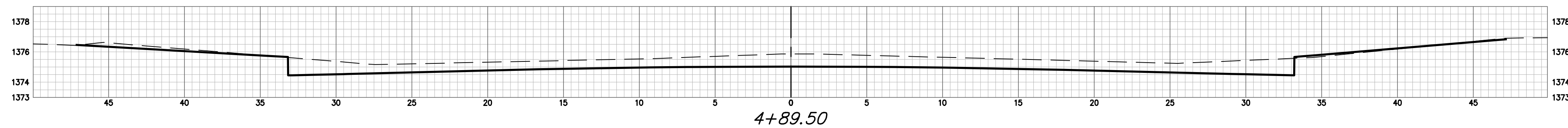
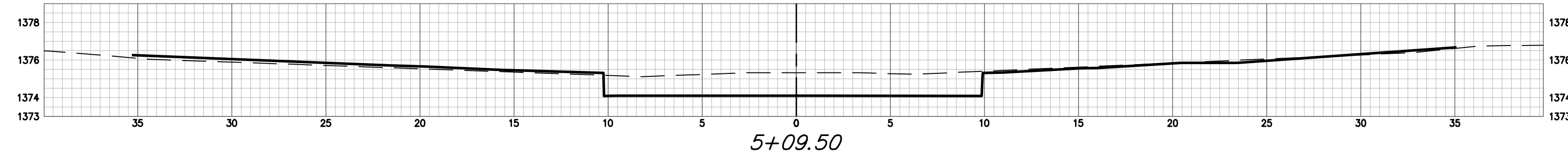
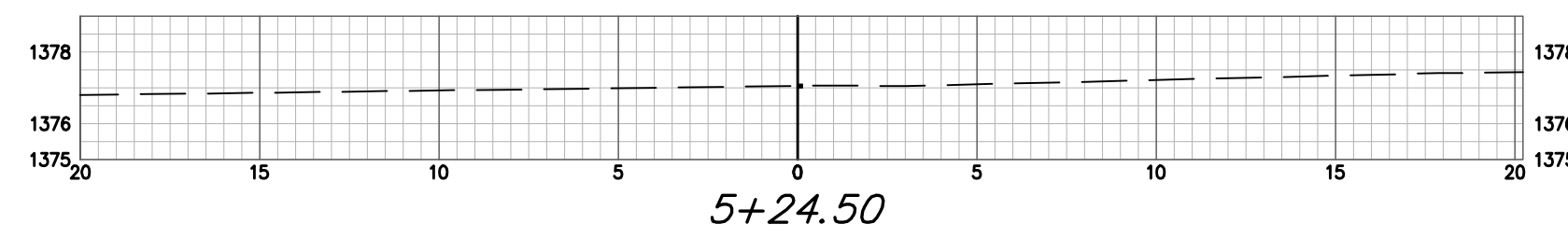


34TH CT S (LOTS 37-50) CY Excavation (unadjusted)				34TH CT S (LOTS 37-50) CY Loose Fill (unadjusted)			
Station	Area	Volume	Total	Station	Area	Volume	Total
0+34	26.00	0.00	0.00	0+34	0.71	0.00	0.00
0+50	24.81	15.06	15.06	0+50	1.13	0.54	0.54
1+00	18.52	40.12	55.18	1+00	3.42	4.21	4.76
1+50	16.68	32.60	87.78	1+50	5.39	8.17	12.92
2+00	15.21	29.53	117.31	2+00	5.85	10.41	23.34
2+50	15.08	28.04	145.35	2+50	6.13	11.09	34.43
3+00	14.81	27.67	173.02	3+00	4.75	10.07	44.50
3+50	14.54	27.17	200.20	3+50	5.20	9.21	53.71
4+00	12.63	25.16	225.36	4+00	7.42	11.68	65.39
4+24.51	10.21	10.37	235.72	4+24.51	9.76	7.80	73.19
4+49.51	26.91	17.18	252.90	4+49.51	3.02	5.91	79.10
4+74.50	43.53	32.60	285.51	4+74.50	2.49	2.55	81.65
4+89.50	47.89	25.40	310.90	4+89.50	0.68	0.88	82.54
5+09.50	24.89	26.96	337.86	5+09.50	3.83	1.67	84.21
5+24.50	0.00	6.92	344.78	5+24.50	0.00	1.06	85.27



34th Ct S (Lots 37-50)

