

SCALE: 1" = 40'



Install Reflectorized Cones to Maintain One Lane Northbound & Southbound on 135th Street During Construction of Inlet. Once Installed, Revert Traffic to Flow Normally on 135th Street.

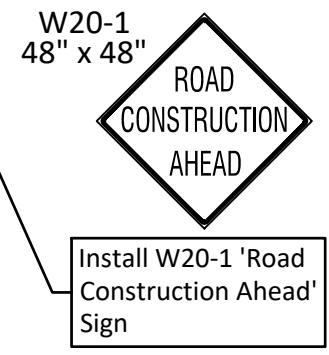
135TH STREET

0+00

5+00

10+00

200'



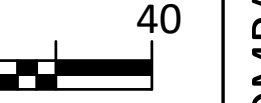
Install W20-1 'Road Construction Ahead' Sign

Reflectorized Cones @ 30' Spacing

Concrete Safety Barrier Wall

Concrete Safety Barrier Wall

SCALE: 1" = 40'



Install 'One Way' Sign

15+00

20+00

Concrete Safety Barrier Wall

Concrete Safety Barrier Wall


MONUMENT

TRAFFIC CONTROL LEGEND

- TRAFFIC FLOW
- REFLECTORIZED CONES
- CONCRETE SAFETY BARRIER WALL
- TYPE III BARRICADE
- TRAFFIC SIGN

**PHASE 1**  
Construct North Half of the Project which includes Paving, Stormwater and Water. Maintain One-Way Eastbound Traffic. Install Westbound Detour (See Detour Details)

BAUGHMAN COMPANY  
315 Ellis St. Wichita, KS 67211 316-267-7271  
BaughmanCo.com



PAWNEE PAVING (119TH STREET TO 135TH STREET)  
**TRAFFIC CONTROL PLAN**  
**PHASE 1**  
CAPITAL IMPROVEMENT PROJECT

PROJECT NUMBER: 472-2019-08556  
INTERNAL NUMBER: 19-07-E316

DESIGN: LP  
DRAWN: LP

DATE: Feb, 2020

SHEET

33  
OF  
73

THE E:\PROJECTS\PAWNEE\_119TH-135TH\19-07-E316