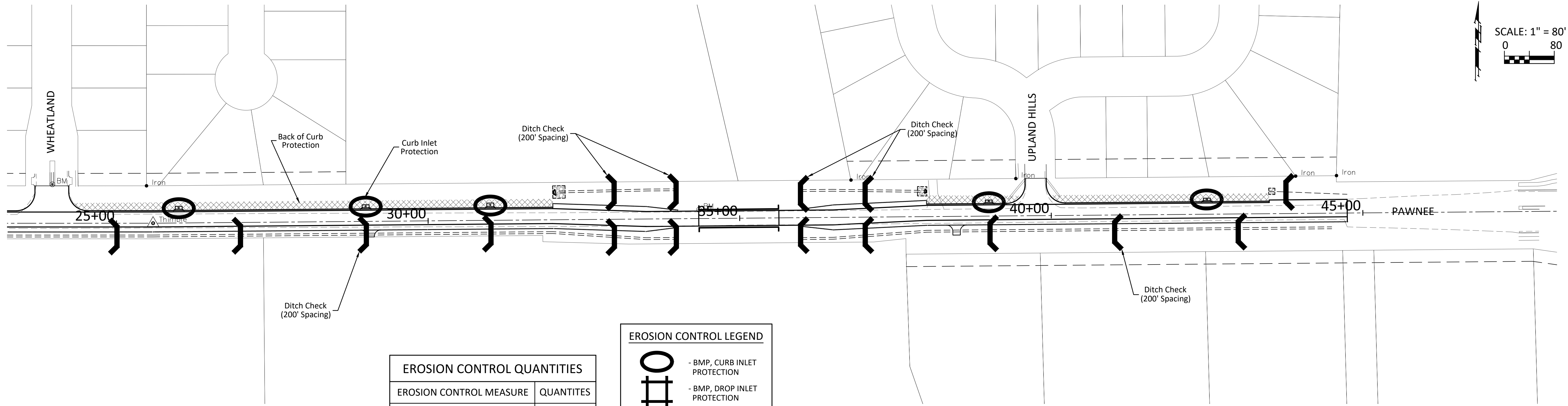
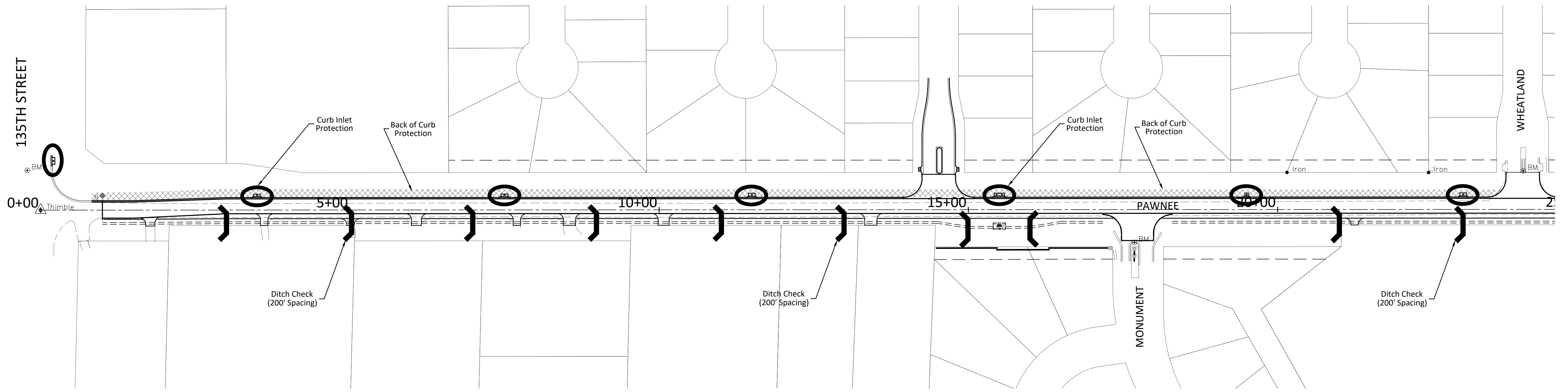
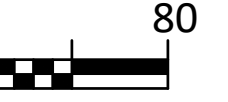


SCALE: 1" = 80'



SCALE: 1" = 80'



EROSION CONTROL QUANTITIES	
EROSION CONTROL MEASURE	QUANTITIES
BACK OF CURB PROTECTION (LF)	3,550
CONSTRUCTION ENTRANCE (EA)	-
CURB INLET PROTECTION (EA)	12
DROP INLET PROTECTION (EA)	-
DITCH CHECKS (EA)	26
SILT FENCE (LF)	-

EROSION CONTROL LEGEND

- BMP, CURB INLET PROTECTION
- BMP, DROP INLET PROTECTION
- BMP, SILT FENCE
- BMP, BACK OF CURB PROTECTION
- BMP, DITCH CHECK

NO SCALE
(Installation Details Found in the BMP Details Sheets)

PROJECT NUMBER: 472-2019-085564
 INTERNAL NUMBER: 19-07-E316
 DESIGN: LP
 DRAWN: LP
 DATE: Feb, 2020
 SHEET: 59 OF 73

BAUGHMAN COMPANY
 315 Ellis St. Wichita, KS 67211 316-262-7271
 BaughmanCo.com

EROSION CONTROL PLAN
 CAPITAL IMPROVEMENT PROJECT

PAWNEE PAVING (119TH STREET TO 135TH STREET)
 THE EROSION CONTROL PLAN (119TH-135TH) (19-07-E316)