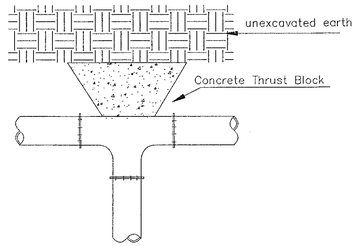

TEE

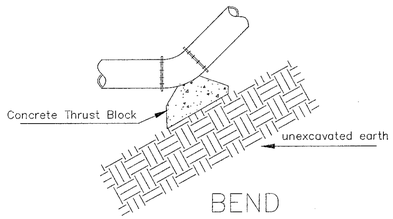

BEND

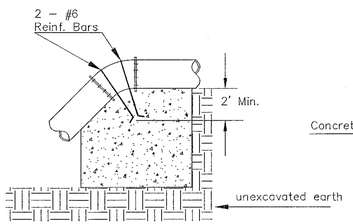

VERTICAL BEND

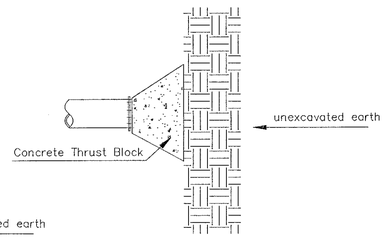

PLUG

PIPE SIZE	THRUST AT FITTINGS IN TONS–AT 150#/IN^{2}P					
	PLUG	90°	45°	22 1/2°	11 1/4°	TEE
6"	2.8	3.95	2.15	1.09	.55	2.8
8"	4.9	6.95	3.75	1.90	.96	4.9
12"	11.4	16.1	8.75	4.45	2.25	11.4
16"	20.15	28.5	15.4	7.85	3.95	20.15
20"	31.15	44.0	23.85	12.15	6.10	31.15
24"	44.55	63.0	34.1	17.4	8.75	44.55

TYPICAL THRUST BLOCKS

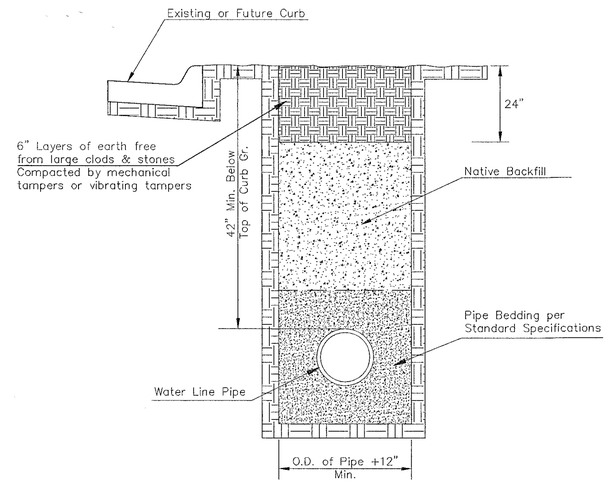

TRENCH COMPACTION IN ROAD RIGHT–OF–WAY

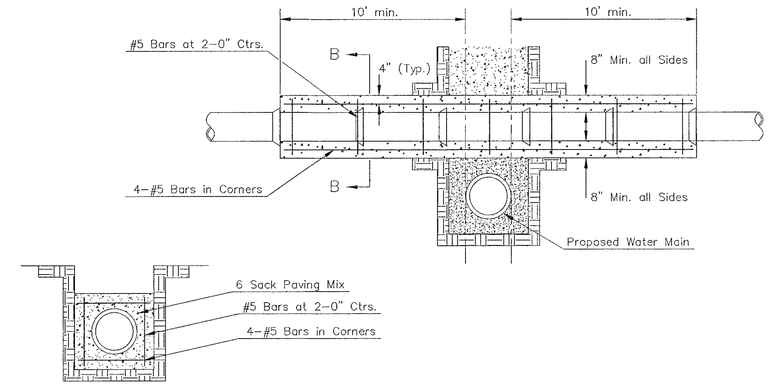

SECTION B–B

Note: Encasement to begin and end at a Bell on Sanitary Sewer Pipe.

REINFORCED CONCRETE ENCASEMENT OF SANITARY SEWER

SIDE VIEW

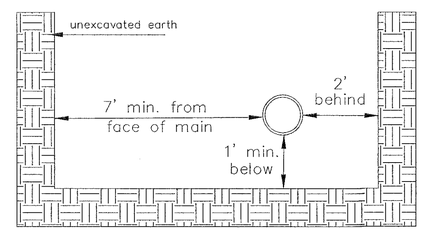

Note: When shoring is required it is to be per The City of Wichita Standard Specifications.

TOP VIEW

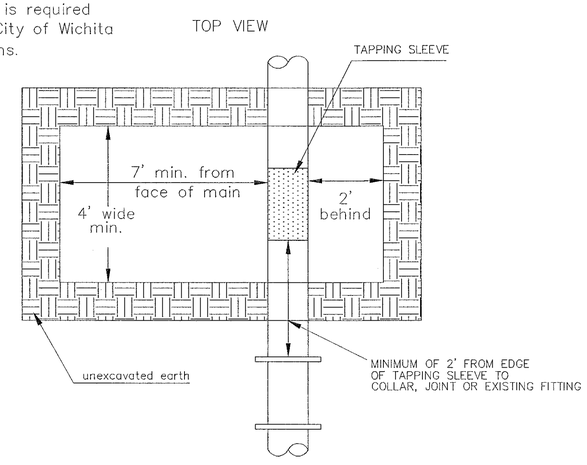

EXCAVATION FOR WET TAP

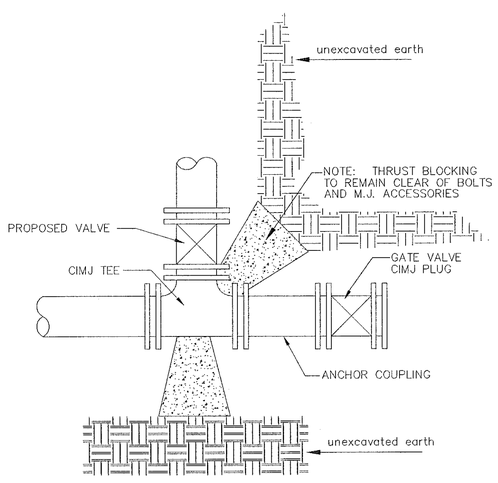

KEY BLOCK DETAIL

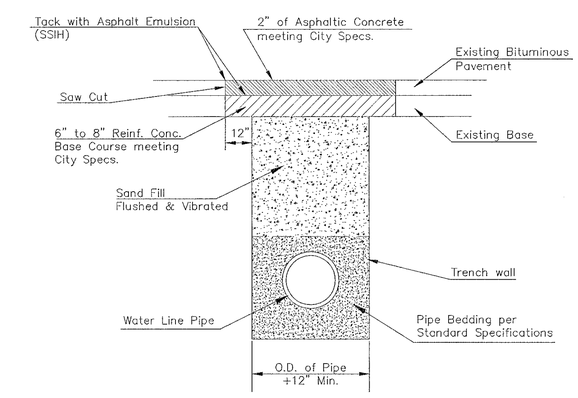

PAVEMENT REPLACEMENT & TRENCH COMPACTION UNDER EXISTING AND PROPOSED CITY ROADS

* PLANS GOVERN
UNLESS OTHERWISE NOTED ON PLANS

GARY L. JANZEN
LICENSED
16294
KANSAS
PROFESSIONAL ENGINEER
07/21/15

REVISED: JULY 2015

CITY OF WICHITA
PUBLIC WORKS & UTILITIES
ENGINEERING DIVISION

MISCELLANEOUS
WATER
DETAILS

CITY ENGINEER
GARY JANZEN, P.E..

PROJECT NUMBER	OCA NUMBER	DATE

CITY ENGINEER'S OFFICE
CITY HALL – SEVENTH FLOOR
455 NORTH MAIN STREET
WICHITA, KANSAS 67202-1620
(316) 268-4501

SHEET
3 of 12

WL-104