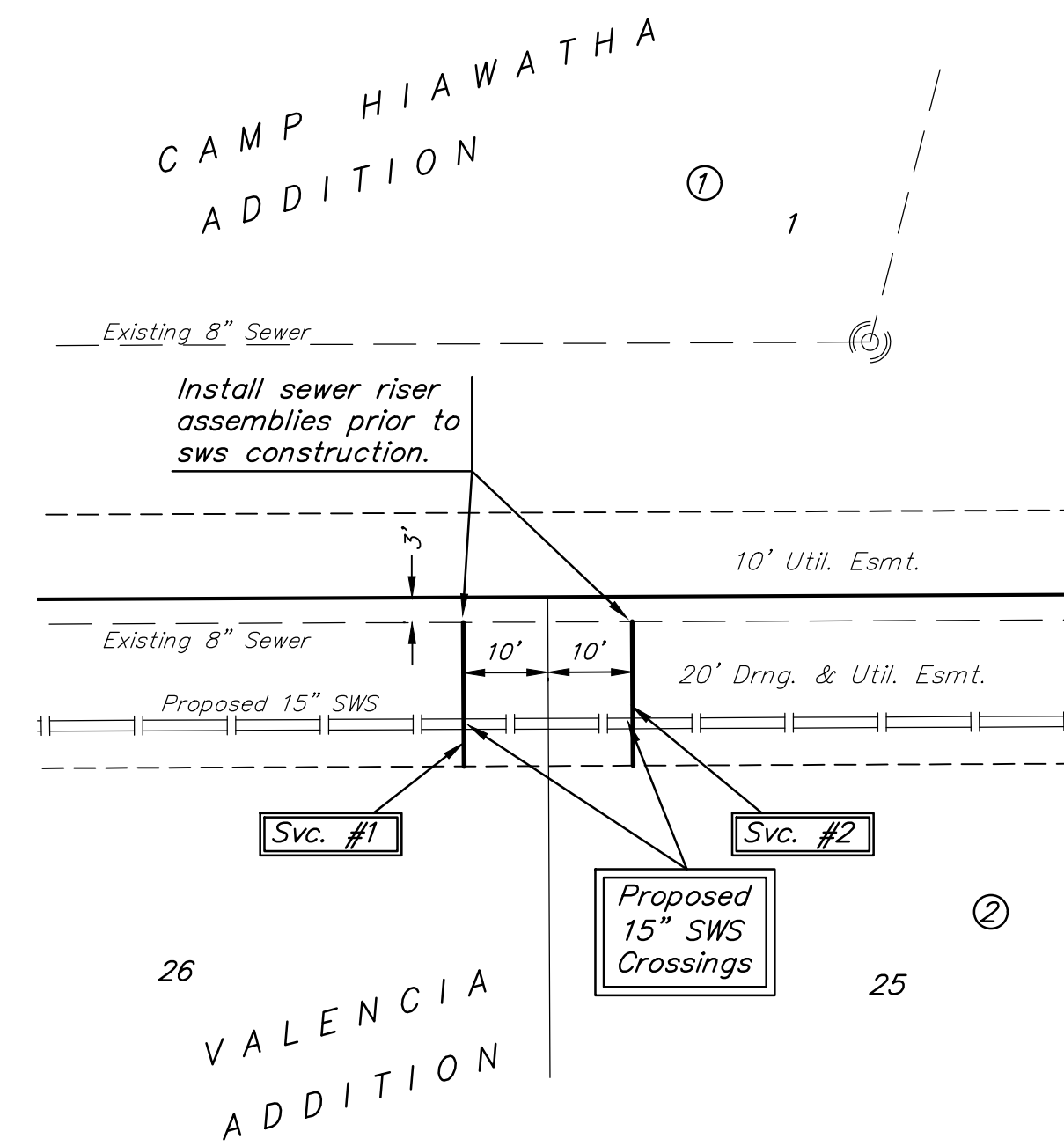
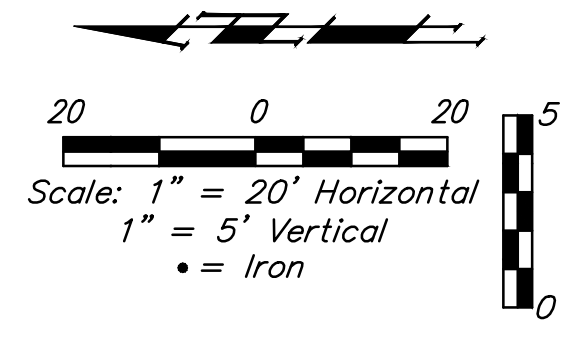


BENCHMARKS:

BM #1: "□" Cut in top of curb on south side of 51st St. N., near the NW corner of Lot 1, Block 1, Valencia Addition. Elev. = 1329.89 NAVD88


BM #2: COW disc set in curb on west side of Delaware St., near SE corner of Lot 8, Block 1, Valencia Addition. Elev. = 1322.70 NAVD88



SEWER SERVICE TABLE

NUMBER	TYPE	LOCATION				FOR INFORMATION ONLY	
		LOT NO.	BLOCK NO.	LINE NO.	STATION \ DIRECTION	APPROXIMATE LENGTH 4" PIPE VERTICAL	HORIZONTAL
1	8" X 4" Saddle Tap	26	2	-	-	5.5'	17.0'
2	8" X 4" Saddle Tap	25	2	-	-	5.5'	17.0'

NOTE: Vertical Riser Pipe shall be extended to 2' minimum above ground water elevation and 4' maximum below proposed ground elevation.



Contractor shall verify elevation and alignment of existing 8" sewer prior to construction and notify Engineer of any discrepancy.