NOTES:
1. All Materials Are Type 304SS Unless Otherwise Noted
2. All Horizontal And Vertical Stiffeners Shall Be Spot Welded @ 4"C.C. (Max) To Perforated Screen
3. Center Stiffener Required When S ≥ 3'-0"
4. Top And Center Base Support Brackets Required When S ≥ 3'-0"
5. 3" Base Support Bracket At The Inflection Points Required For All Units
6. For Catch Basin Uneven Floor Extension Panel

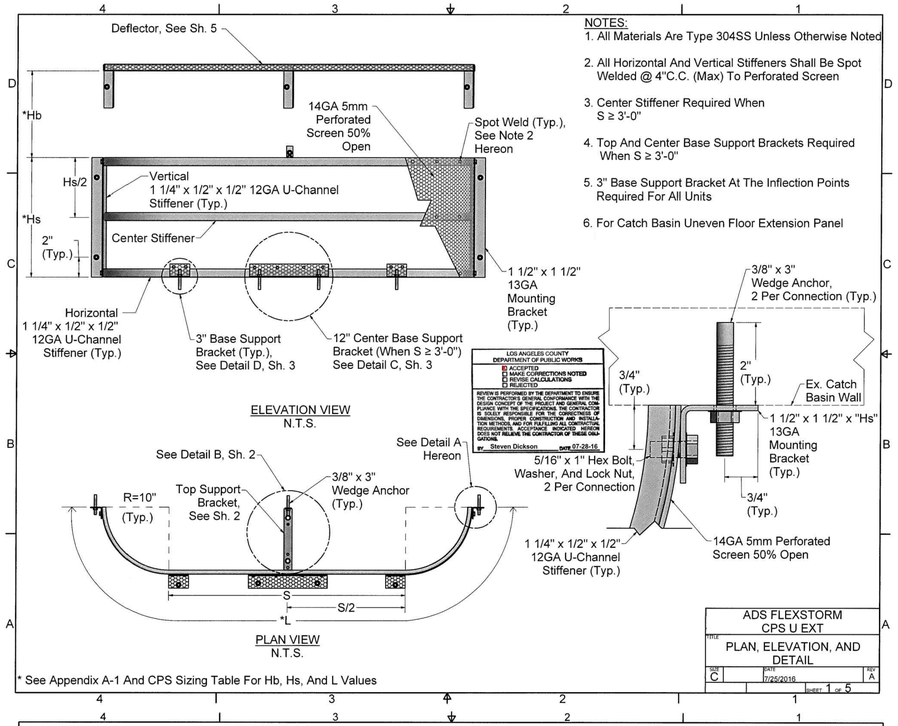





LOS ANGELES COUNTY
DEPARTMENT OF PUBLIC WORKS
☒ ACCEPTED
☐ MAKE CORRECTIONS NOTED
☐ REVISE CALCULATIONS
☐ REJECTED
REVIEW IS PERFORMED BY THE DEPARTMENT TO ENSURE THE CONTRACTOR'S GENERAL CONFORMANCE WITH THE DESIGN CONCEPT OF THE PROJECT AND GENERAL COMPLIANCE WITH THE SPECIFICATIONS. THE CONTRACTOR IS SOLELY RESPONSIBLE FOR THE CORRECTNESS OF DIMENSIONS, PROPER CONSTRUCTION AND INSTALLATION METHODS, AND FOR FULFILLING ALL CONTRACTUAL REQUIREMENTS. ACCEPTANCE INDICATED HEREON DOES NOT RELIEVE THE CONTRACTOR OF THESE OBLIGATIONS.
BY Steven Dickson DATE 07-28-16

* See Appendix A-1 And CPS Sizing Table For Hb, Hs, And L Values

| | |
|---|---|
| TITLE | ADS FLEXSTORM CPS U EXT |
| | PLAN, ELEVATION, AND DETAIL |
| SIZE C | DATE 7/25/2016 |
| REV A | SHEET 1 OF 5 |

NOTE:
-Top Support Bracket Required When S ≥ 3'-0"

Due to the pipe size opening being larger than the height of the CPS, the top support bracket will need to be lengthened and installed at a vertical angle into the inlet wall above the top of pipe.

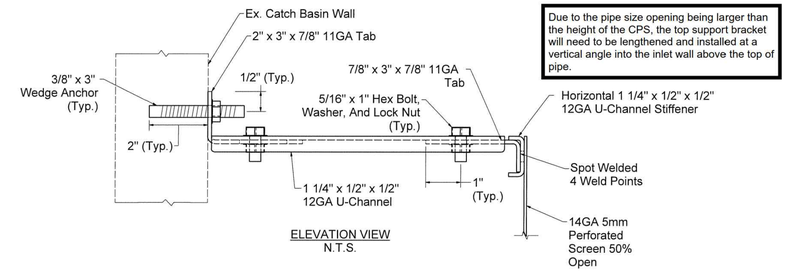


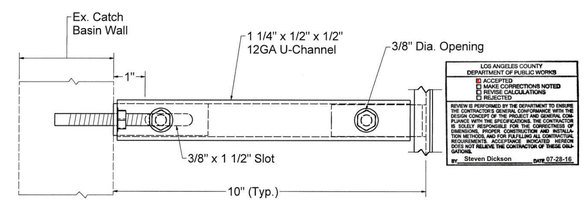


DETAIL B (SH. 1)
N.T.S.

LOS ANGELES COUNTY
DEPARTMENT OF PUBLIC WORKS
☒ ACCEPTED
☐ MAKE CORRECTIONS NOTED
☐ REVISE CALCULATIONS
☐ REJECTED
REVIEW IS PERFORMED BY THE DEPARTMENT TO ENSURE THE CONTRACTOR'S GENERAL CONFORMANCE WITH THE DESIGN CONCEPT OF THE PROJECT AND GENERAL COMPLIANCE WITH THE SPECIFICATIONS. THE CONTRACTOR IS SOLELY RESPONSIBLE FOR THE CORRECTNESS OF DIMENSIONS, PROPER CONSTRUCTION AND INSTALLATION METHODS, AND FOR FULFILLING ALL CONTRACTUAL REQUIREMENTS. ACCEPTANCE INDICATED HEREON DOES NOT RELIEVE THE CONTRACTOR OF THESE OBLIGATIONS.
BY Steven Dickson DATE 07-28-16

| | |
|---|---|
| TITLE | ADS FLEXSTORM CPS U EXT |
| | TOP SUPPORT BRACKET DETAIL |
| SIZE C | DATE 7/25/2016 |
| REV A | SHEET 2 OF 5 |

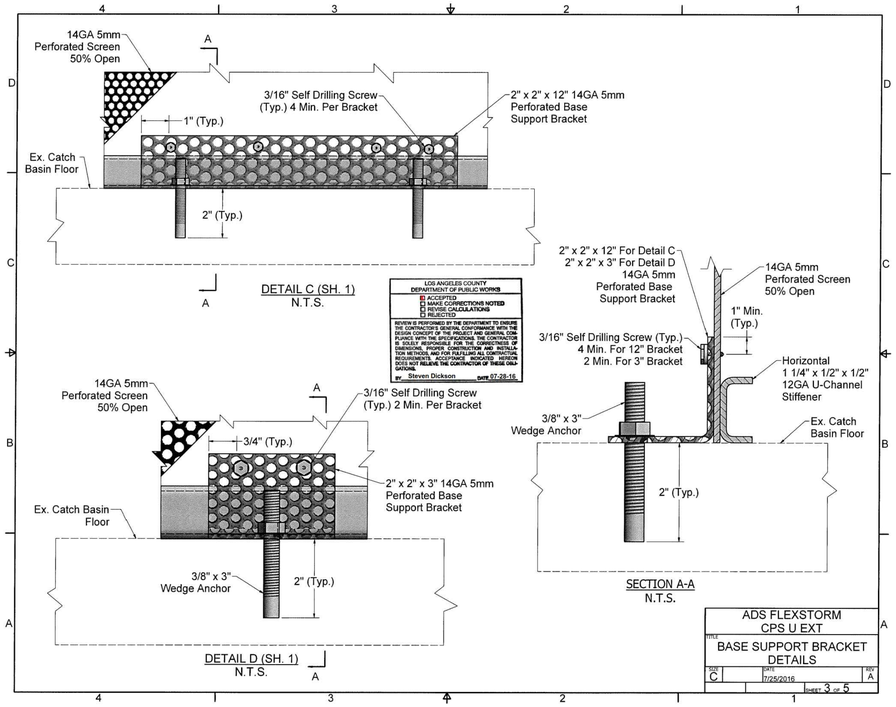





LOS ANGELES COUNTY
DEPARTMENT OF PUBLIC WORKS
☒ ACCEPTED
☐ MAKE CORRECTIONS NOTED
☐ REVISE CALCULATIONS
☐ REJECTED
REVIEW IS PERFORMED BY THE DEPARTMENT TO ENSURE THE CONTRACTOR'S GENERAL CONFORMANCE WITH THE DESIGN CONCEPT OF THE PROJECT AND GENERAL COMPLIANCE WITH THE SPECIFICATIONS. THE CONTRACTOR IS SOLELY RESPONSIBLE FOR THE CORRECTNESS OF DIMENSIONS, PROPER CONSTRUCTION AND INSTALLATION METHODS, AND FOR FULFILLING ALL CONTRACTUAL REQUIREMENTS. ACCEPTANCE INDICATED HEREON DOES NOT RELIEVE THE CONTRACTOR OF THESE OBLIGATIONS.
BY Steven Dickson DATE 07-28-16

| | |
|---|---|
| TITLE | ADS FLEXSTORM CPS U EXT |
| | BASE SUPPORT BRACKET DETAILS |
| SIZE C | DATE 7/25/2016 |
| REV A | SHEET 3 OF 5 |

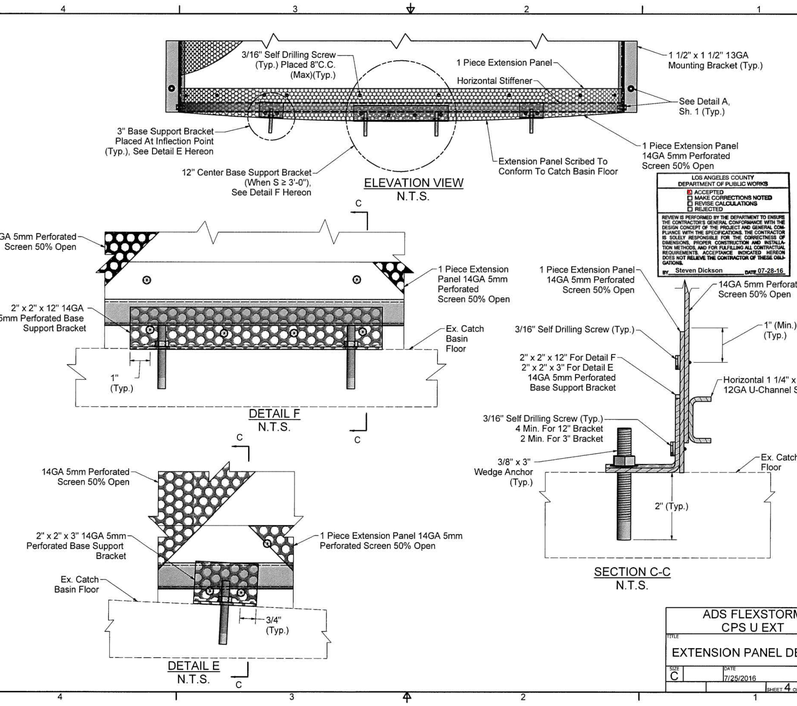


LOS ANGELES COUNTY
DEPARTMENT OF PUBLIC WORKS
☒ ACCEPTED
☐ MAKE CORRECTIONS NOTED
☐ REVISE CALCULATIONS
☐ REJECTED
REVIEW IS PERFORMED BY THE DEPARTMENT TO ENSURE THE CONTRACTOR'S GENERAL CONFORMANCE WITH THE DESIGN CONCEPT OF THE PROJECT AND GENERAL COMPLIANCE WITH THE SPECIFICATIONS. THE CONTRACTOR IS SOLELY RESPONSIBLE FOR THE CORRECTNESS OF DIMENSIONS, PROPER CONSTRUCTION AND INSTALLATION METHODS, AND FOR FULFILLING ALL CONTRACTUAL REQUIREMENTS. ACCEPTANCE INDICATED HEREON DOES NOT RELIEVE THE CONTRACTOR OF THESE OBLIGATIONS.
BY Steven Dickson DATE 07-28-16

| | |
|---|---|
| TITLE | ADS FLEXSTORM CPS U EXT |
| | EXTENSION PANEL DETAILS |
| SIZE C | DATE 7/25/2016 |
| REV A | SHEET 4 OF 5 |


Baughman Company, P.A.
315 Ellis St. Wichita, KS 67211 P 316.262.0149 F 316.262.0249
Civil Structural Environmental Land Development
Drawn: Checked: Approved: Date: 11/20
File: Steven.dwg
Baughman


EDGE WATER 3RD ADD. - PH. 2,3 & Entrance
**ADS FLEXSTORM CPS DETAIL**
STREET IMPROVEMENTS

REVISIONS:

SHEET 19 OF 39