

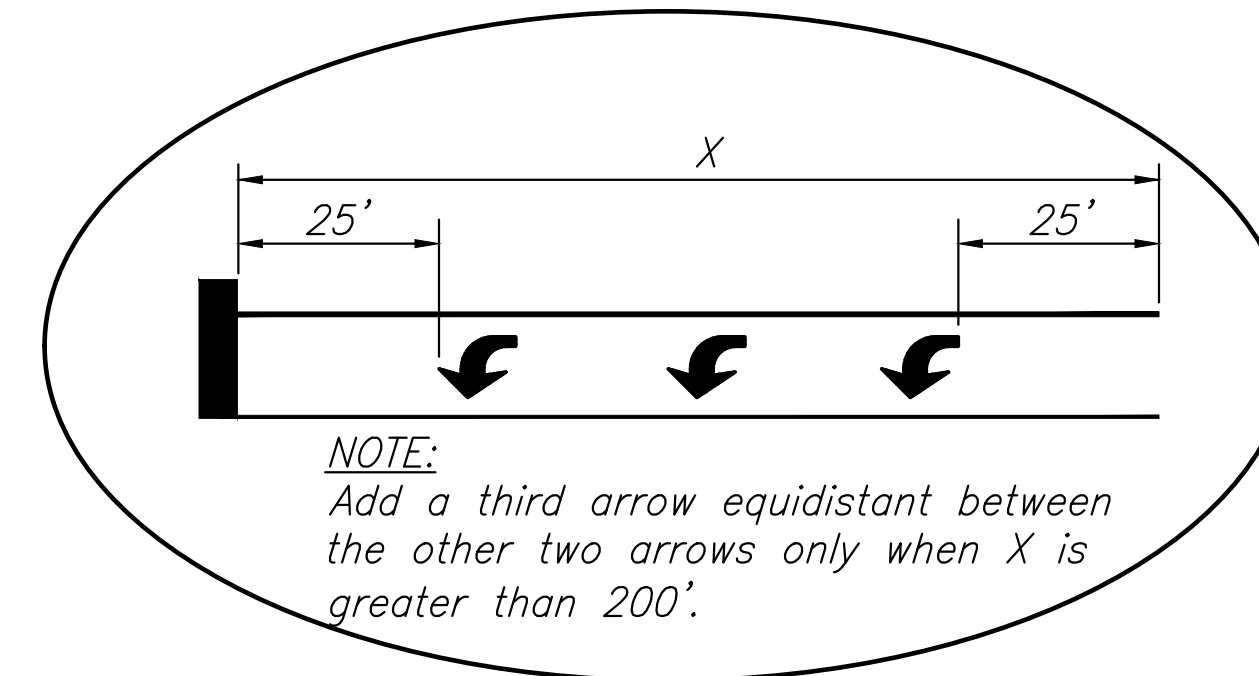
**SIGN INSTALLATION  
NON-CURBED STREET**

\* ASSUMED TO BE 2'-0" FOR MOST LENGTH CALCULATIONS. CONTRACTOR TO VERIFY.

SUMMARY OF QUANTITIES (FOR INFORMATION ONLY)		
ITEMS	QUANTITY	UNIT
Pavement Marking (White)(24")	0	L.F.
Pavement Marking (White)(12")	0	L.F.
Pavement Marking (White)(6")	2101	L.F.
Pavement Marking (White)(4")	0	L.F.
Pavement Marking (Yellow)(12")	73	L.F.
Pavement Marking (Yellow)(4")	1969	L.F.
Pavement Marking Symbol (Right Turn)	2	Each
Pavement Marking Symbol (Left Turn)	7	Each
Pavement Marking Symbol (Bike)	0	Each
Pavement Marking Symbol (Arrow)	0	Each
Pavement Marking Symbol (Sharrow)	0	Each

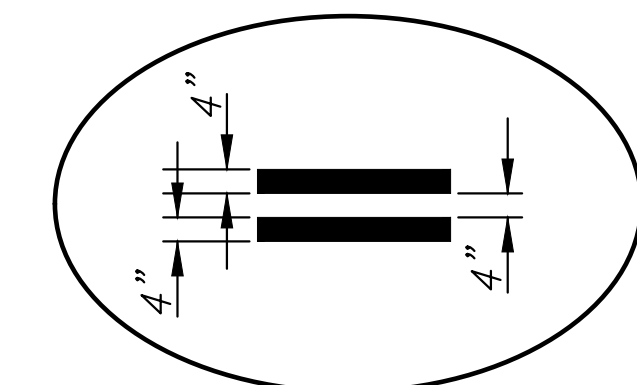
RECAPITULATION OF QUANTITIES		
BID ITEM	QUANTITY	UNIT
Pavement Marking	Lump Sum	L.S.

**Pavement Markings** – All pavement markings shall be epoxy, unless otherwise approved by the Engineer. Pavement markings shall be installed per manufacturer's recommendations and shall meet KDOT's 2015 Edition of the Standard Specification Section 806. Full traffic may not be restored (and substantial project completion achieved) until all pavement markings are in place. Should construction timing be such that restoration of traffic becomes necessary during weather prohibiting the installation of markings, the contractor shall install and maintain temporary markings until such time that permanent markings may be properly installed. Except for the material requirement, temporary pavement markings shall be placed equivalent, in every manner (i.e. dimension, frequency, spacing, etc.), to the permanent marking layout. The cost for temporary pavement markings will not be paid for directly, but shall be considered *subsidiary* to the bid item for "Pavement Markings".

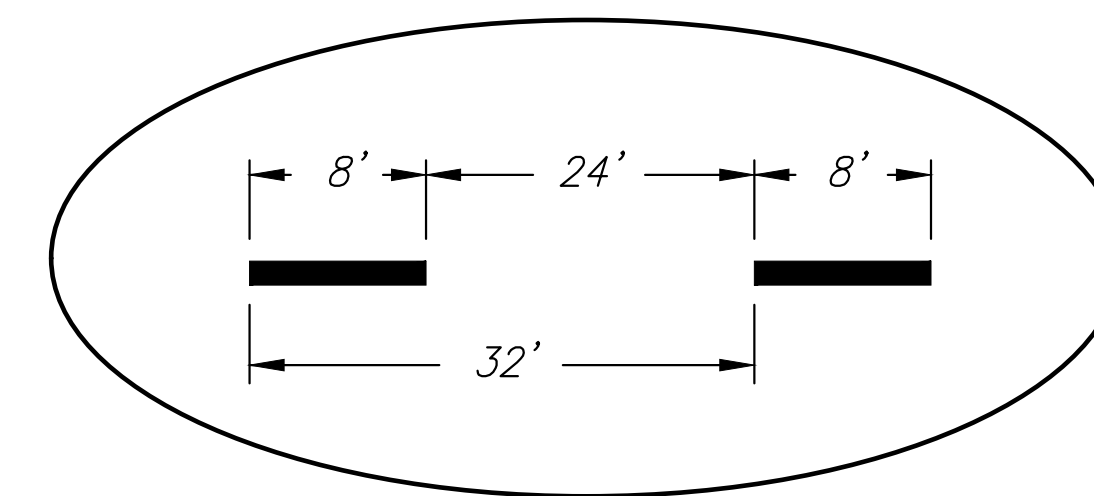


**NOTE:**  
Add a third arrow equidistant between the other two arrows only when X is greater than 200'.

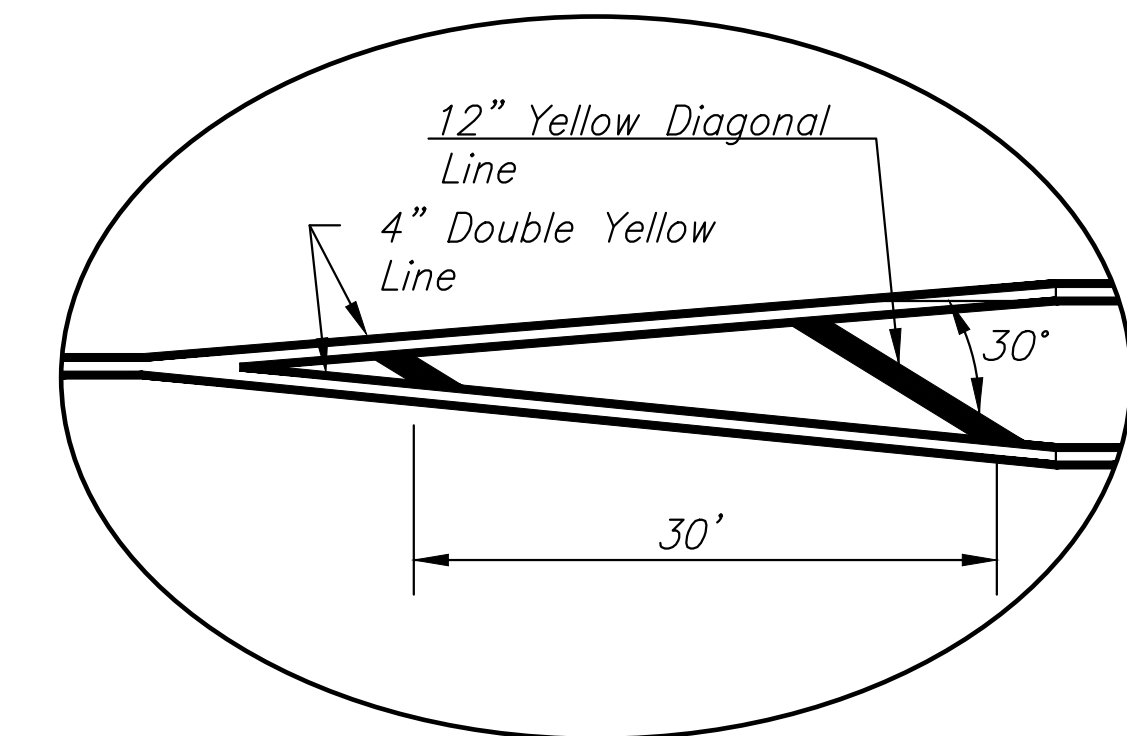
**ARROW SPACING DETAIL**



**TYPICAL SPACING FOR  
4" DOUBLE YELLOW  
LINE**



**TYPICAL SPACING  
FOR 6" BROKEN WHITE LANE LINES  
AND 4" BROKEN YELLOW LINES**



**TYPICAL SPACING  
FOR 12" YELLOW DIAGONAL LINES**

©2021  
MKEC Engineering  
All Rights Reserved  
www.mkec.com  
These drawings and their contents, including, but not limited to, all concepts, designs, & ideas are the exclusive property of MKEC Engineering (MKEC), and may not be used or reproduced in any way without the express consent of MKEC.

**PAVEMENT  
MARKING AND  
SIGNING DETAILS**

PROJECT NO.	1901010483	
DATE	FEB. 2021	
SCALE	N.T.S.	
DESIGNED	DRAWN	CHECKED
JRA	RAM	JRA

NO.	REVISION	DATE

SHEET NO.  
26 OF 41