

FHWA Region No.	State	Project Number	Year	Sheet No.	Total Sheets
7	Kansas	472-82477	1994	2	39

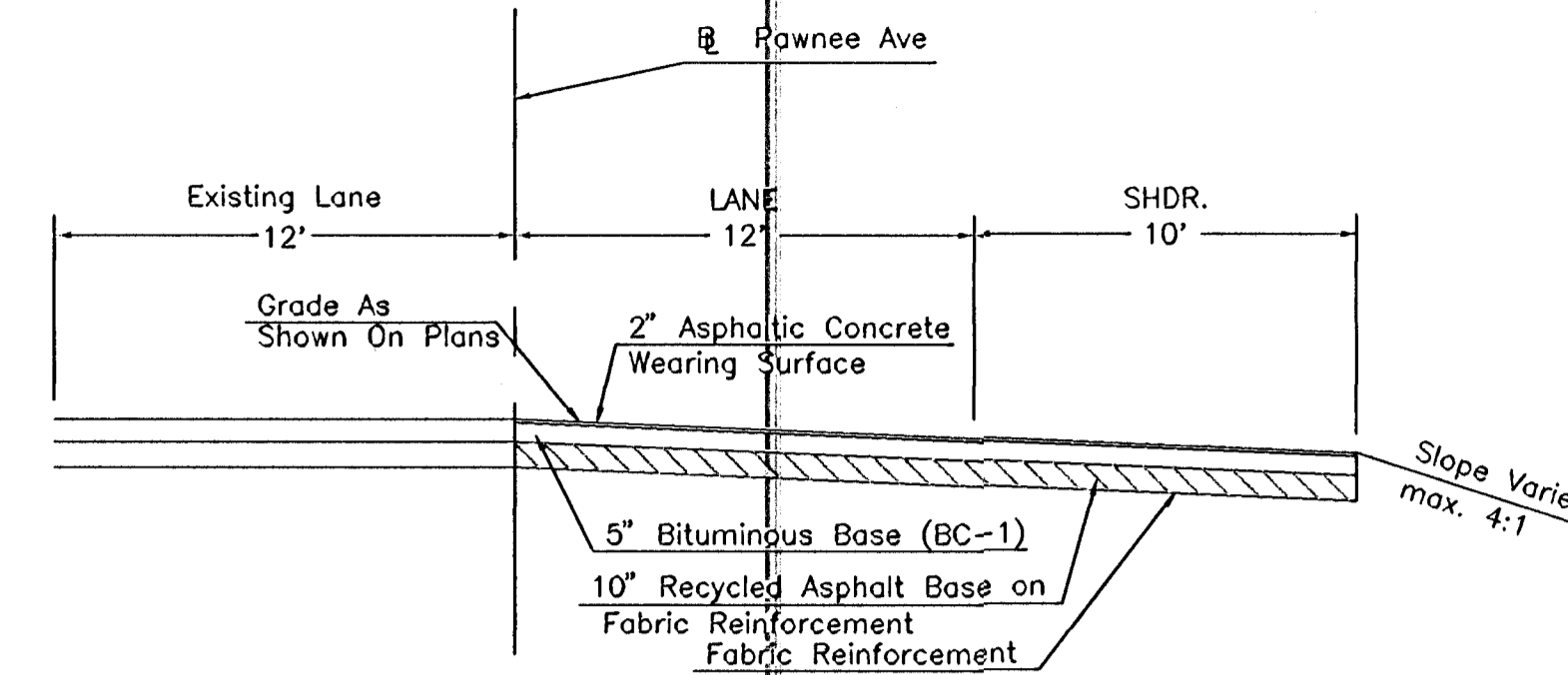
GENERAL NOTES:

- Utility service lines, poles, valve boxes, meters and etc. are to be adjusted as necessary by others prior to construction unless the plans specifically call for their adjustment by the Contractor. Existing utilities and their location, as shown on the plans, represent the best information obtainable for design. The Contractor will be required to work around existing utilities within the right-of-way which do not conflict with proposed construction.
- The Contractor shall provide a minimum of forty-eight (48) hours advanced notice to all utility owners prior to work in any area where existing utilities will be uncovered to allow the utility owner to inspect uncovering of their utility. Any utility carelessly damaged by his construction operations shall be repaired or replaced at no extra cost to the City. The Contractor shall coordinate work with contractors for utility companies and other agencies for minimum inconvenience to the general public.
- The Contractor shall coordinate the tie back, protection of power poles, light poles and appurtenances with KG&E. Two weeks notice to KG&E is required.
- The top elevation of inlets, inlet manholes and manholes as shown on the drawings may vary to meet existing or proposed pavements or top of curb elevations. The Engineer may adjust the locations and flowlines of storm sewers, inlets, inlet manholes and manholes with references to existing or proposed paving plans of the pertinent street.
- A saw cut of at least one-half the depth of existing surface courses or one-fourth the depth of the existing total pavement thickness shall be provided at locations where proposed construction abuts an existing surface course or pavement for which partial removal of that surface or pavement is required. Sawed joint to facilitate removal within three (3) feet of existing joints will not be permitted and for such instances the limits of removal shall extend to the existing joint. Such saw cuts will not be paid for directly and this cost shall be considered as subsidiary to the project cost.
- Rubble from the removal of miscellaneous structures and excess excavation which is to be wasted shall be disposed of on sites to be provided by the Contractor. These sites shall be approved by the Engineer as to suitability, appearance, and site location. Locations that, in the opinion of the Engineer, will leave an unsightly appearance will not be approved.
- Trees and shrubs in public right-of-way which are in direct conflict with proposed construction shall be removed by the Contractor with the Engineer's approval. Trees and shrubs which are not in direct conflict with the proposed new construction shall be saved and protected from damage.
- Limits of earthwork shall match existing ground elevations at the right-of-way line unless otherwise noted on the plans with a new finished grade elevation. When a new finished grade elevation is shown, the earthwork shall extend one foot beyond the right-of-way line and then slope up or down using permissible slopes to match existing ground surfaces.
- The Contractor shall be responsible for preserving property irons. The Contractor will be required to reestablish any property irons which are damaged or destroyed by his construction operations. Such irons shall be reestablished by a licensed land surveyor or a licensed professional engineer in accordance with state laws.
- Curb return top of curb elevations indicated on the drawings are shown at the quarter points of the return.
- The Contractor shall seed, fertilize and mulch all disturbed areas within the construction limits in accordance with the plans and specifications.
- The Contractor shall comply with all applicable safety regulations, insuring safety of personnel directly involved with the project and insuring the safety of the public shall be the Contractor's responsibility.
- Right-of-way stationing shown on the plans depicts plat distances. No legal survey has been made to verify these dimensions.
- Concrete for all 6" portland cement concrete base, combined curb and gutter, 8" concrete pavement (including alleys) and 6" concrete pavement (driveways) shall conform to the requirements for handling of materials, mixing and placing construction joints and concrete finishing specified in Division 400 and Division 500 of the Standard Specifications, except that the mixed concrete shall contain a minimum of 733 of 733 pounds of Type II cement per cubic yard and the final pavement surface shall be burlap drag and broom finish instead of the transverse grooved surface in said Division 500. This cement quality shall apply to all the aggregate combinations permitted in said Division 400. Protection and curing of concrete shall be as specified in said Division 500.
- All concrete pavement, combined curb and gutter and concrete base courses constructed with concrete having a minimum cement content of 733 pounds per cubic yard may be opened to use by motorized traffic at the end of a period of 4 days. Flexural strength will not be a condition for opening sections of such pavement to motorized traffic.
- Widened gutter section of combined curb and gutter at intersections will not be paid for directly, and this cost shall be considered a subsidiary to TYPE I AND TYPE III CURB AND GUTTER.

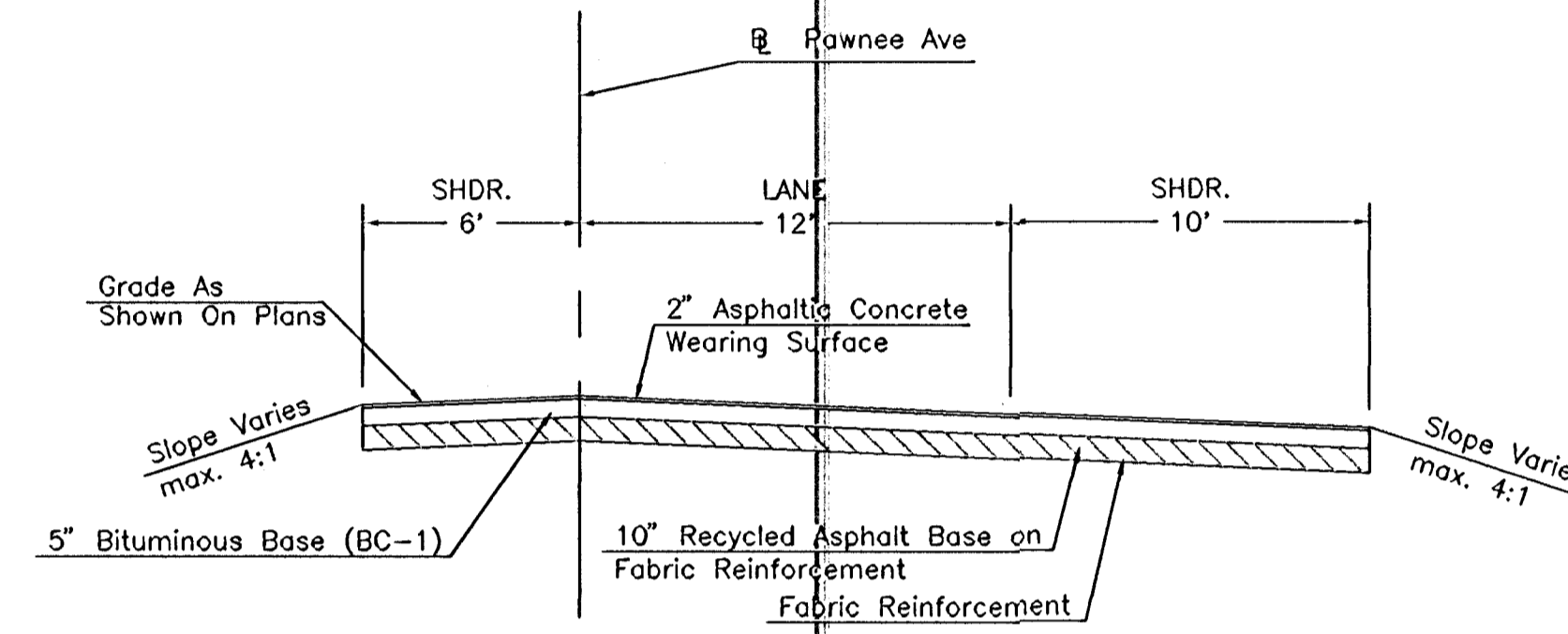
- Concrete base widening shall be paid as square yards of Portland Cement Concrete Base (6" uniform).
- All salvageable drainage pipes, manhole rings and covers, and inlet grates and frames shall be carefully removed and stockpiled at locations within the right-of-way, as directed by the Engineer, for removal by City personnel.
- Unless otherwise indicated on the plans, backslopes shall be warped around new inlet construction as directed by the Engineer.
- The Contractor will be required to provide a minimum advance notice of forty-eight (48) hours to each of the following utility companies prior to the beginning of construction and request that any existing lines be flagged:

Kansas One-Call (For exact location of all underground utilities) 1-800-344-7233 316-687-2470 (local Wichita)	Southwestern Bell Telephone Company 154 N. Broadway Wichita, Kansas 67202 Greg Sharpe 316-268-2245
People's Natural Gas 3845 W. Harry Wichita, Kansas 67213 Jerry Watkins 316-942-8350 316-946-0096 (for emergencies)	Williams Brothers Natural Gas 4000 S. Seneca Wichita, Kansas 67217 Doug Wilson 316-945-0220 Bill Hagaman 316-524-4390
KG&E, The Electric Company 1900 E. Central Wichita, Kansas 67214 Don Morgan 316-261-6434	KP&L Gas Service 1021 E. 26th Street North Wichita, Kansas 67219 Calvin Brummer 316-832-0012
Conoco Pipe Line Company 8001 Oak Knoll Wichita, Kansas 67207 Bret Bowman 316-681-3746	Multimedia Cablevision 701 E. Douglas Wichita, Kansas 67202 Don Shue 316-262-4270
City of Wichita 455 N. Main Wichita, Kansas 67202 Water: Dick McClintock 316-268-4555 Sanitary & Storm Sewer: Steve Palmer 316-268-4210 Sewage Treatment Plant #2 Superintendent: James Tush 316-529-9900	

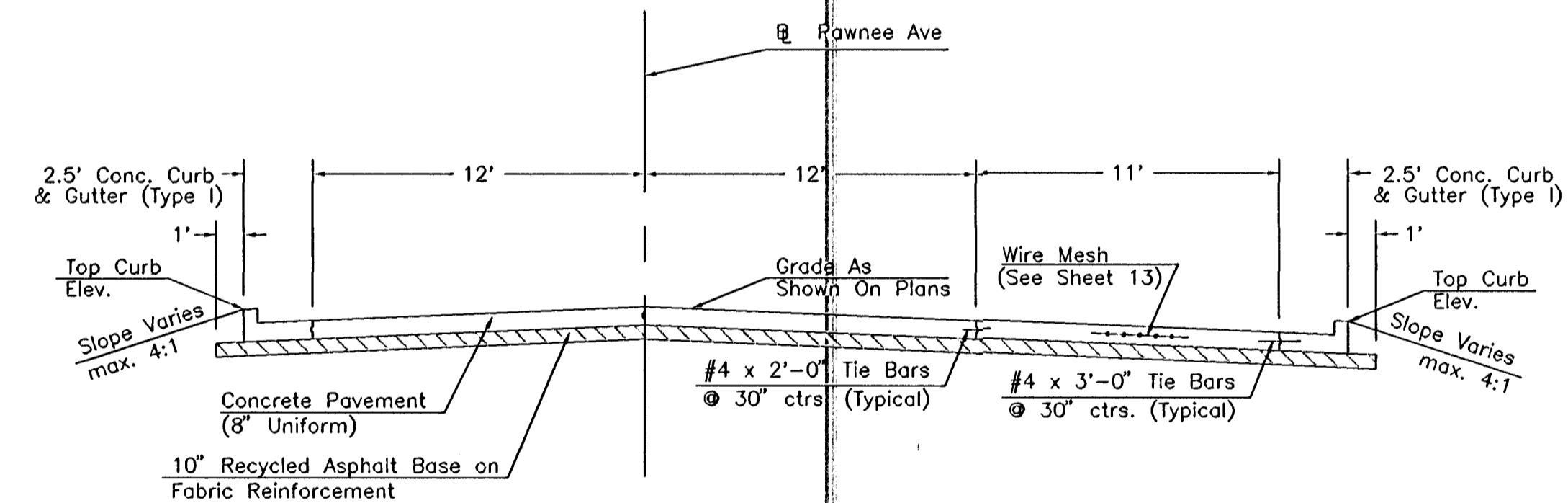
- Traffic is to be carried through construction. Contractor is to create a traffic control plan, and submit it to the Traffic Engineering Division, City of Wichita for review.
- Construction staking to be done by City of Wichita.



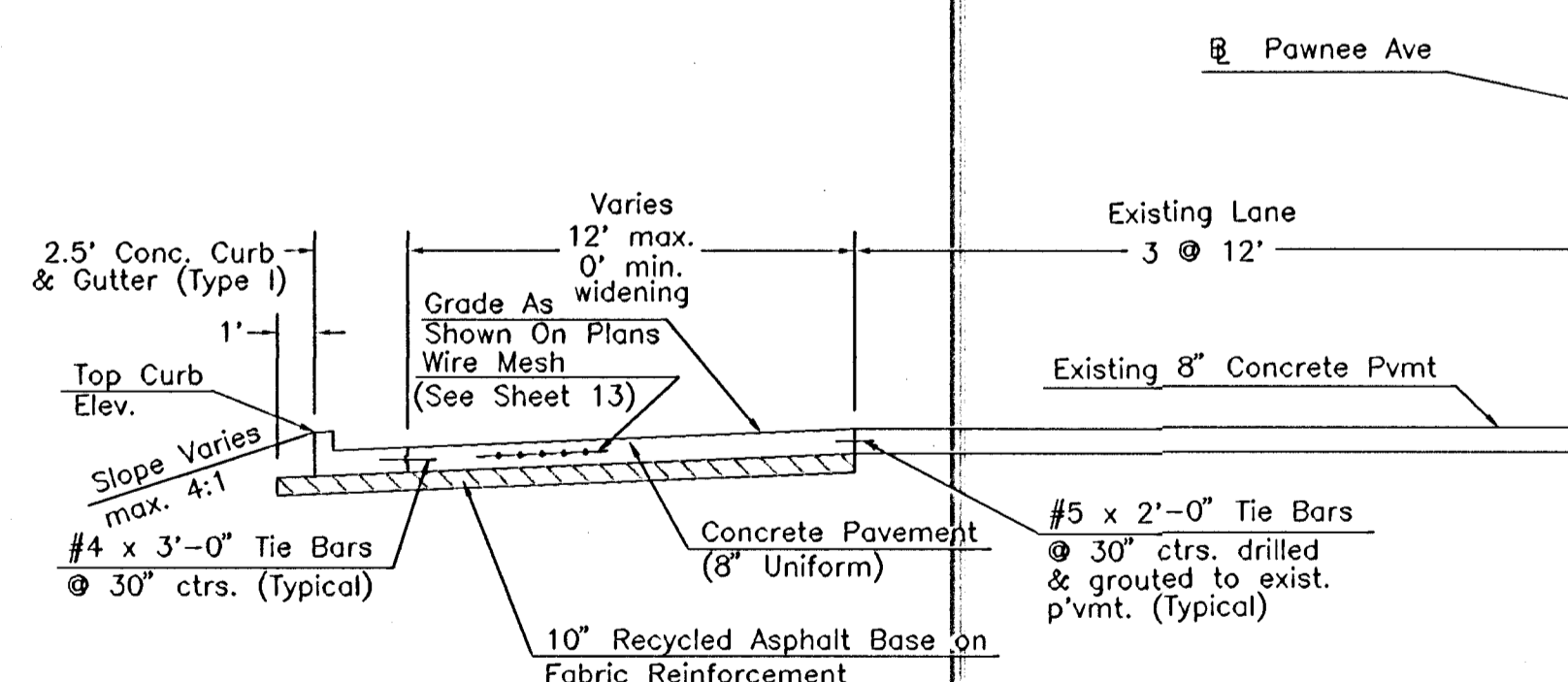
Typical Section STA 0+00.00 to 3+77.77



Typical Section STA 3+77.77 to 8+25.00



Typical Section STA 8+25.00 to 9+51.00



Typical Section STA 10+25.00 to 15+50.00

GENERAL NOTES

Rock Base Is To Be Compacted And Smoothed With A Steel Faced Roller Prior To Placement Of Asphalt. Tack Coat Will Not Be Applied To Rock Base.

A Tack Coat Of Emulsified Asphalt (SC-1H Or CSS-1H) Shall Be Applied At An Approximate Rate Of 0.05 Gallons Per Square Yard Between Each Lift Of Asphaltic Material.

Bituminous Base And Asphaltic Concrete Wearing Surface Shall Be Placed With A Laydown Machine Having Automatic Controls For Line And Grade.

Construction Joints In Each Lift Shall Be Staggered A Minimum Distance Of One (1) Foot From Joints In Preceding Lifts And Placed So That A Joint Will Be Constructed On The Centerline Of The Top Lift.

Crushed Rock and Recycled Asphalt Base Gradation Requirements

Percent of Aggregate Retained	
2-1/2"	0
3/4"	20-60
#4	50-80
#40	80-94
#200	90-98

Crushed Rock Quality Shall Conform To The Requirements Specified By The KDOT 1990 Edition Standard Specification Subsection 1102 For Durability Class I.

Description K-42/Pawnee Ave/West St General Notes/Typical Sections

Scale:	Drawn By: SAC	Index No.: 706028
Date: Nov 1994	Revised: Mar 95 (Revised Jun 95)	

CITY OF WICHITA
DEPARTMENT OF PUBLIC WORKS
ENGINEERING DIVISION
City Engineer - Michael E. Lindebak