SERVICE BOX CONSTRUCTION / INSTALLATION DETAILS

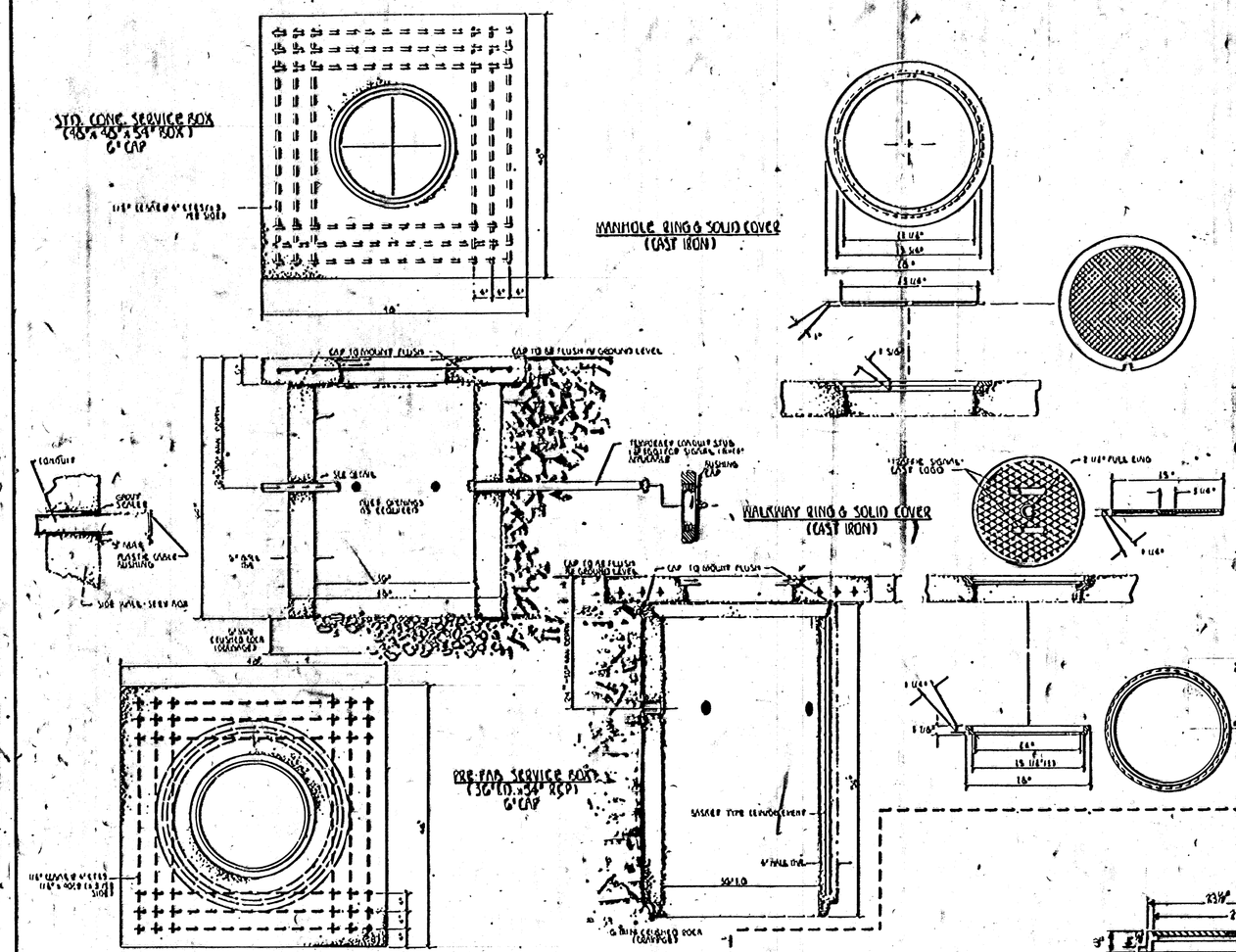

CONTROLLER PAD DETAILS FOR TYPE 170 CONTROLLER

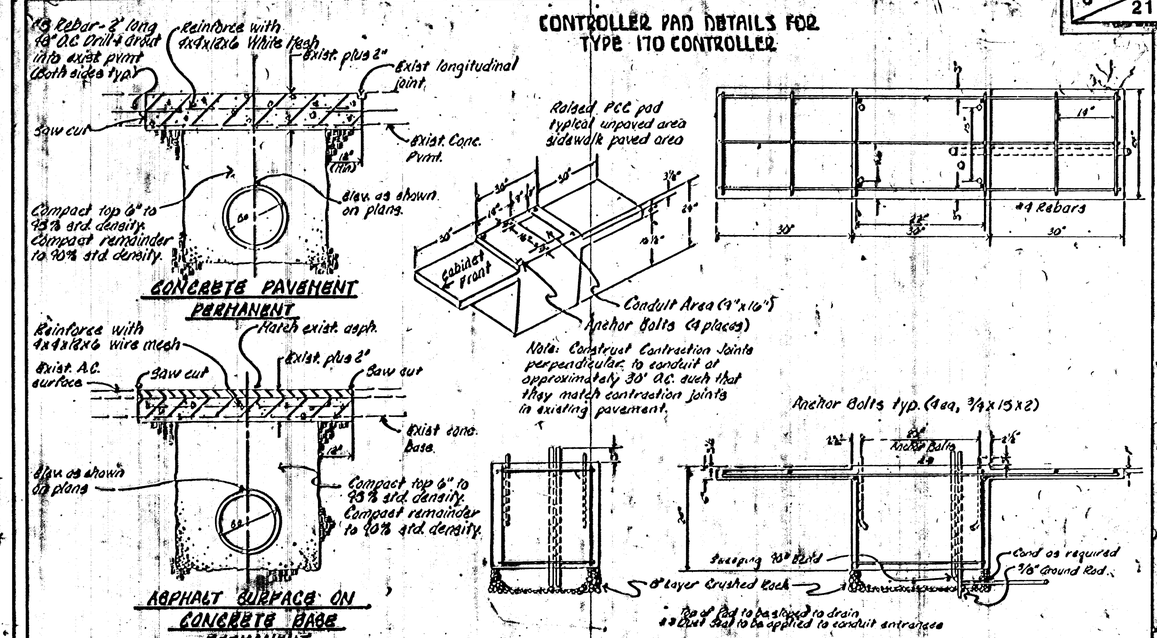

JUNCTION BOX DETAILS

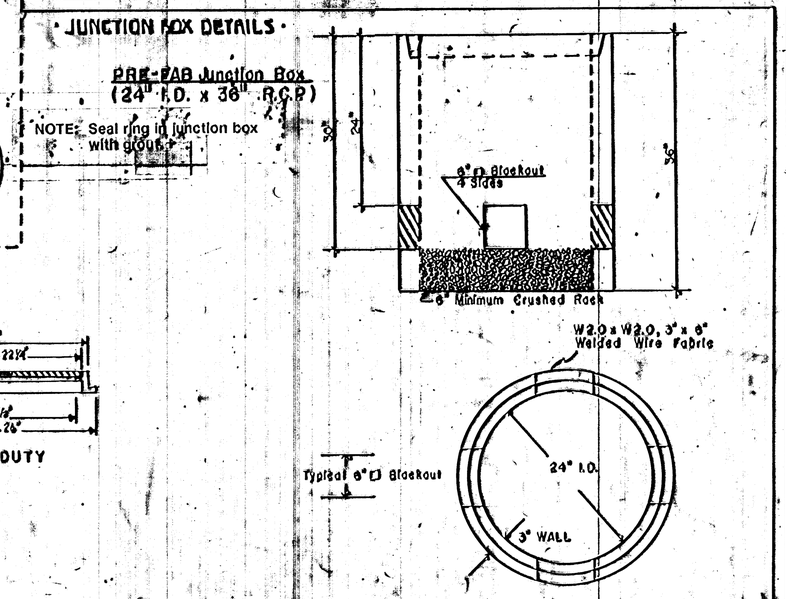

NOTES:

All Service Boxes And Junction Boxes Do Have 6" Min. Crushed Rock.

SERVICE BOX:

1. CONDUIT CONNECTION TO BE FLUSH TO WITHIN 3" OF INSIDE FACE OF SIDE WALL WITH ABILITY TO DRAIN CONDUIT INTO SERVICE BOX.
2. CONDUIT CONNECTIONS TO SERVICE BOX SHALL BE TERMINATED WITH PLASTIC CABLE BUSHING.
3. CONDUIT SHALL BE SEALED WITH APPROVED SEALER AT INSIDE WALL FACE.
4. A PRE-CAST SERVICE BOX WITH OPEN BOTTOM WILL BE ACCEPTED AS ALTERNATE SUBJECT TO APPROVAL BY ENGINEER.

JUNCTION BOX:

1. BOX TO BE INSTALLED FLUSH WITH GROUND LEVEL (VARIABLE WITH BOX HEIGHT.)
2. PRE-FAB (RCB) JUNCTION BOX TO BE USED. OTHER DESIGNS OF SIMILAR SIZE & SHAPE MAY BE USED AS ACCEPTABLE ALTERNATIVE SUBJECT TO APPROVAL.

TRENCHING:

1. CONDUIT DEPTH TO BE 30" MINIMUM AS SHOWN WITH ROCK & STUBBLE FREE BACKFILL TO SERVE AS BEDDING MAT'L. MAINTAIN MINIMUM CONDUIT DEPTH IN TRENCH.
2. BACKFILL TO BE COMPACTED IN 6" LOOSE LIFTS BY HAND OR MECHANICAL TAMPING TO A 95% STANDARD DENSITY.
3. SLOPE CONDUIT TO DRAIN AS DIRECTED BY THE ENGINEER.
4. 3" RIGID GALV. STL. CONDUIT - BETWEEN SERV. BOXES.
   1 1/4" " " " " - BTWN. J/B & JUNC. BOXES
   3/4" " " " " - BTWN. J/B & CURB FACE

STD. CURB & GUTTER

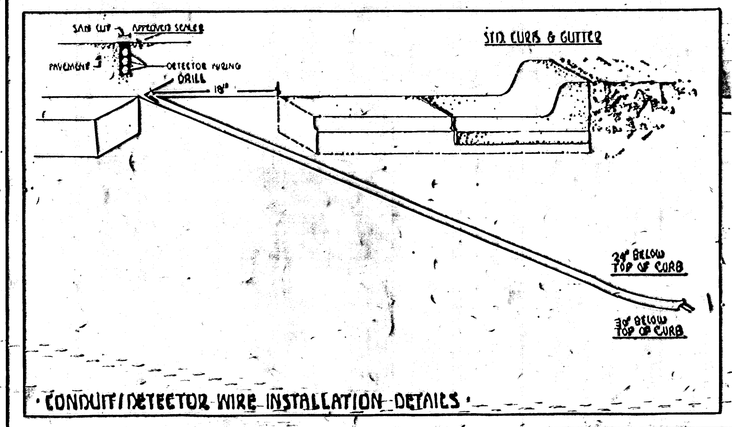

CONDUIT / DETECTOR WIRE INSTALLATION DETAILS

REVISION DATE	COMMENTS	INIT.
[illegible]	Changed Controller Box	[illegible]
[illegible]	Changed Conduit Depth	[illegible]
[illegible]	Changed Conduit Depth	[illegible]
Nov 98	Change Junction Box	[illegible]
Nov 98	Added grout spec	[illegible]

PROJECT DESCRIPTION

SERVICE / JUNCTION BOX / CONTROLLER PAD CONSTRUCTION / INSTALLATION DETAILS

PROJECT NUMBER
BT-N-0047-01
STP-N 004(701)

BOOK NO.	APPROVED BY	DATE AUG 93
DRAWN BY SEAL		REVISED

CITY OF WICHITA
DEPARTMENT OF PUBLIC WORKS
TRAFFIC ENGINEERING DIVISION
WM. O. WHITNEY - TRAFFIC ENGINEER

SCALE NO SCALE