

GENERAL NOTE

Combined curb and gutter or gutter adjoining concrete pavement may, at the contractor's option, be poured either monolithically or separately, using either the mix used in the concrete pavement or Class "A" Concrete (AE). The combined curb and gutter or gutter shall have the same section as shown on the plans. If poured monolithically, dowel bars may be omitted from the combined curb and gutter or gutter, but the wire mesh shall be extended to 6" or less from the back of the curb or gutter. Pavement joints shall be continued through curb or gutter and no other planes of weakness will be required. Joints in the combined curb and gutter or gutter are to be filled with the same material as used for the pavement joints.

Expansion joints in the combined curb and gutter are to be placed opposite expansion joints in the pavement.

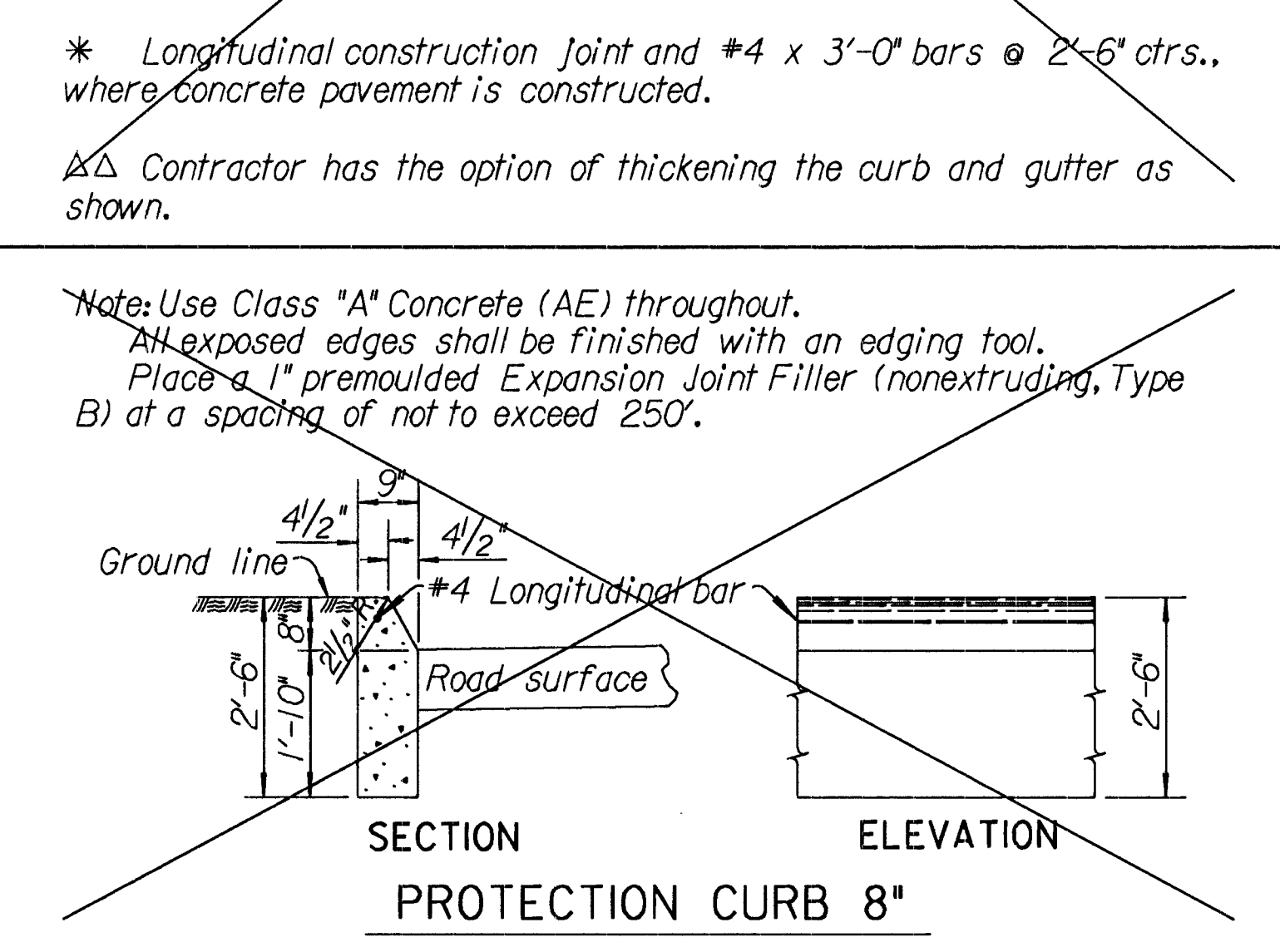
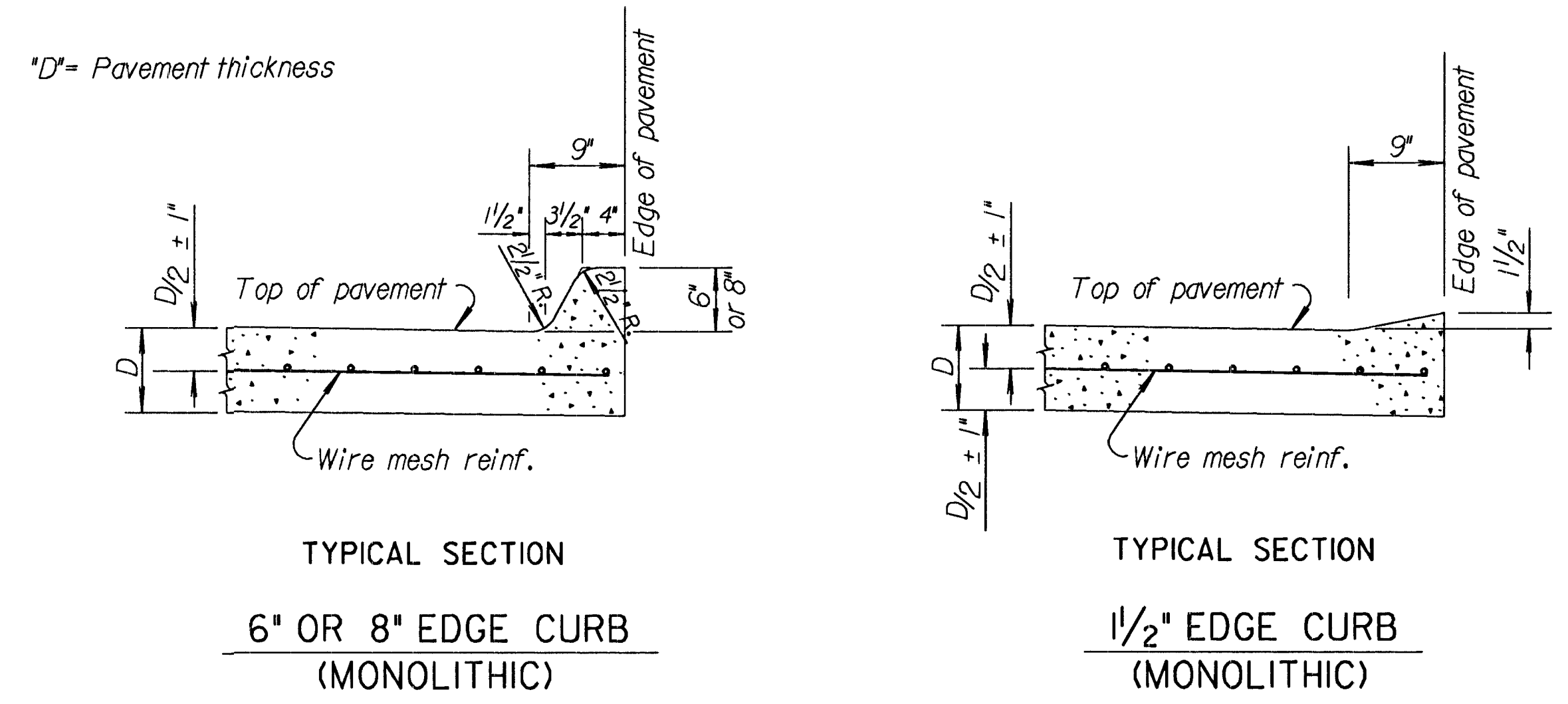
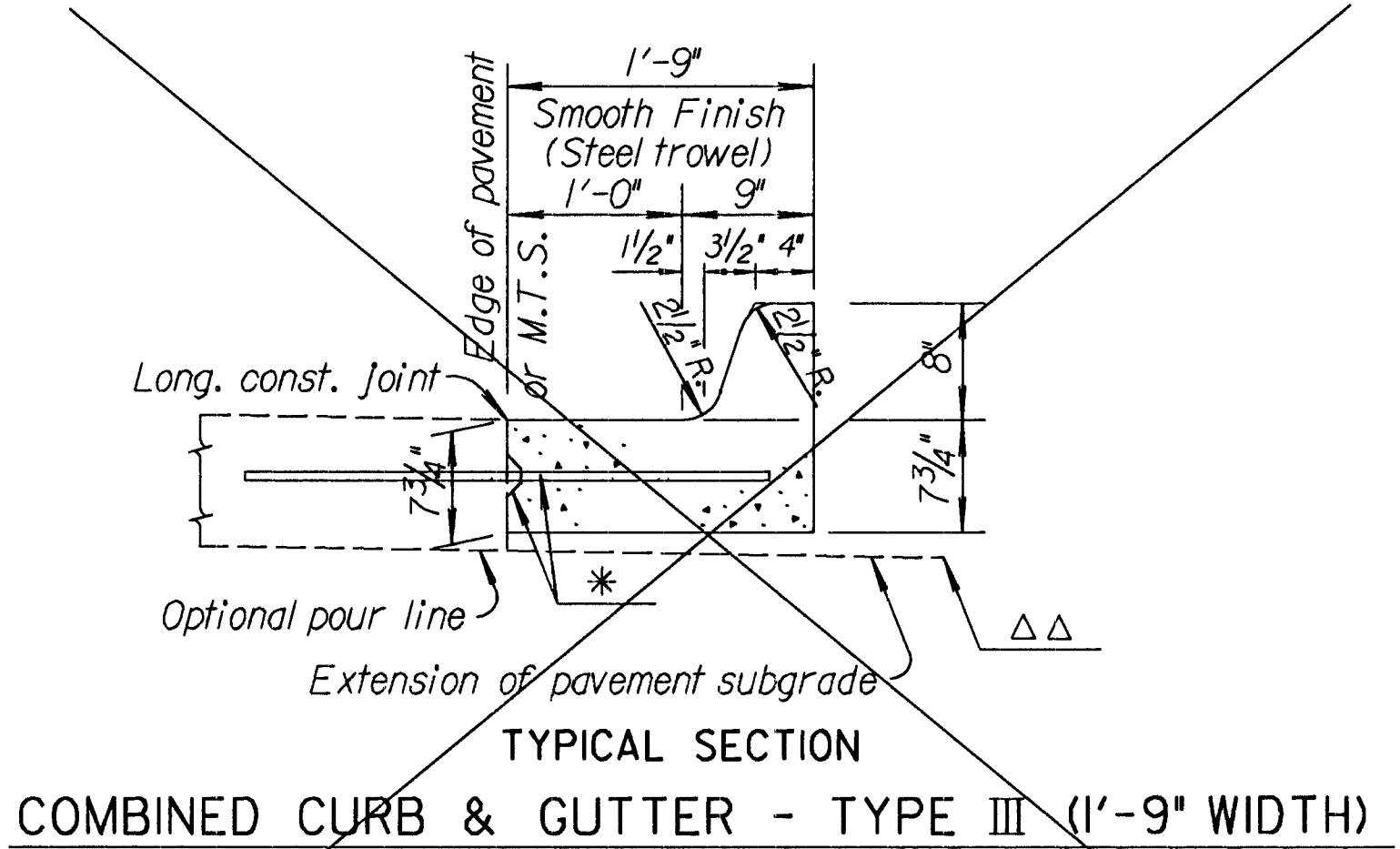
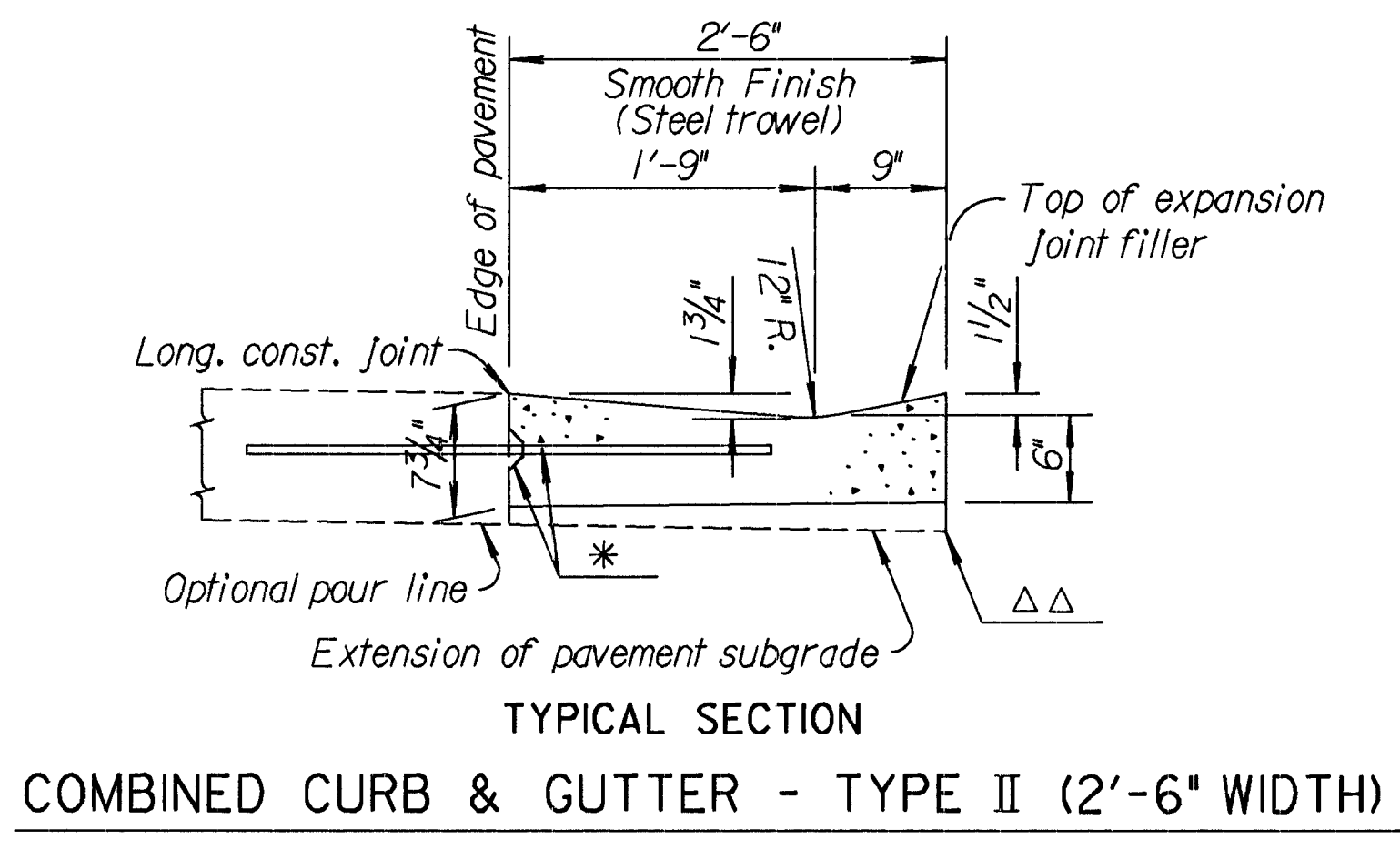
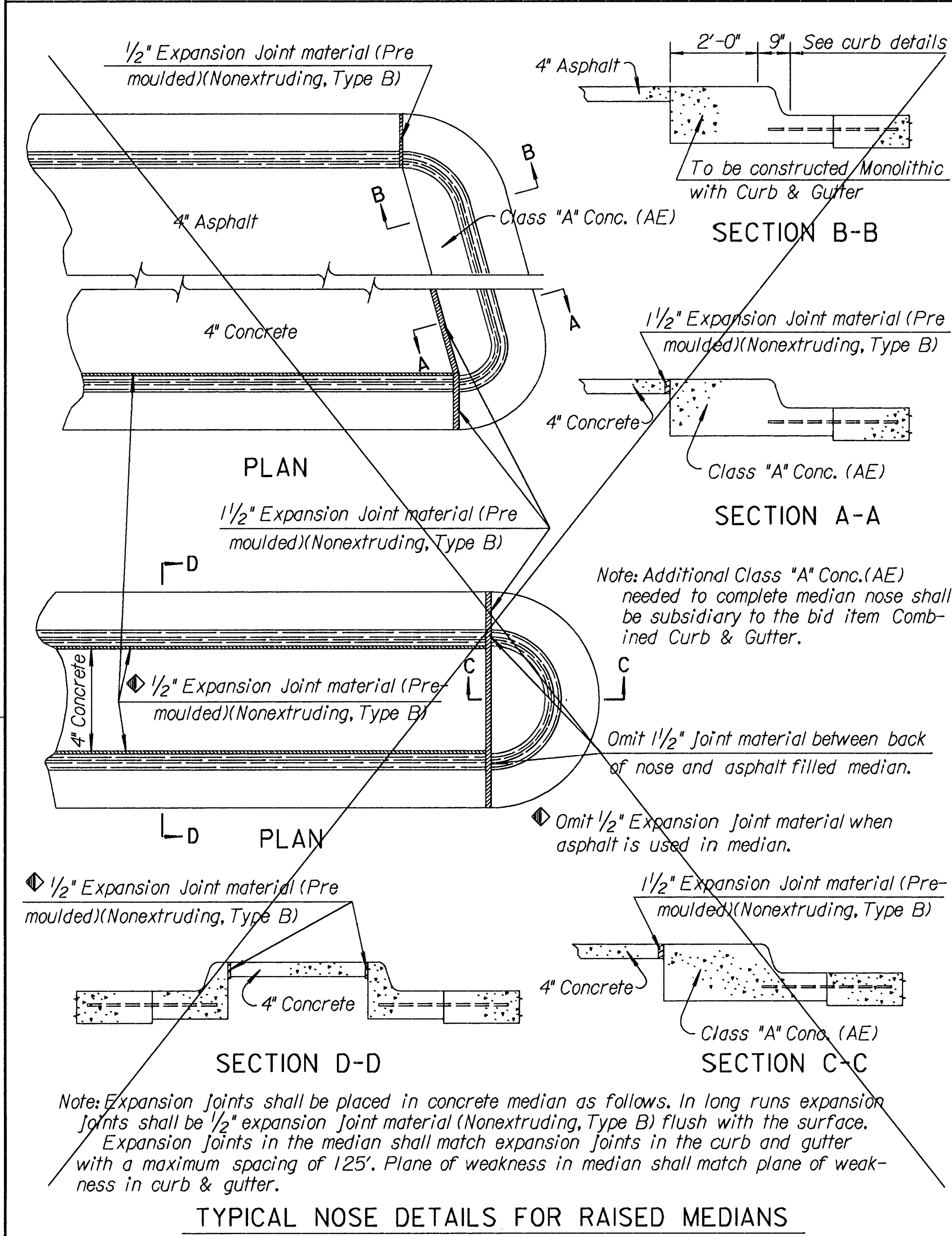
Where combined curb and gutter or gutter does not abut concrete pavement or concrete base course, omit tie bars and longitudinal construction joint and place a 1" pre-moulded Expansion Joint Filler (Nonextruding, Type B) cut to the dimensions of the combined curb and gutter or gutter, at a spacing of not to exceed 250' and at the ends of curb returns.

Where combined curb and gutter or gutter is adjacent to bituminous construction, planes of weakness shall be constructed at 20'-0" intervals.

A 4' length of transition from normal gutter section to the tapered gutter section shall be used at the ends of each run of gutter except where the gutter abuts a curb, such as at the end of a bridge. Inlets shall be located so as not to fall within this transition section.

Where pressure relief joint (Urethane Foam) is placed across the pavement, and gutter or curb and gutter is continued on for more than 10', use Type B, nonextruding, joint filler through gutter section, shaped to fit gutter or curb and gutter. Material may be solid Type B, approximately 4" thick, or other thickness pieces (Type B), bonded together with cold mastic or other material, as approved by the Engineer.

Longitudinal joints shall be sawed and sealed with joint sealant, see Sheet No. 7



Note: Planes of weakness are to be constructed over the contraction joints in the concrete pavement.

A 1" pre-moulded Expansion Joint Filler (Nonextruding, Type B) cut to the dimensions of the Edge Curb shall be used over the expansion joints in the concrete pavement.

NO.	DATE	REVISIONS	BY	APP'D
13	3-20-96	Del. Curb & Gutter Ref. to Br. Appr.	R.J.S.	J.O.B.
12	12- 4-94	Rev. Joint Sealant	R.J.S.	J.O.B.
11	5- 5-89	Rev. U. type abut. note, GENERAL NOTE	R.J.S.	J.O.B.
10	10-15-87	Silicone Joint sealant GENERAL NOTE	R.J.S.	J.O.B.
9	4-20-85	Note - U type abutments	W.L.H.	J.O.B.

KANSAS DEPARTMENT OF TRANSPORTATION

RD635

COMBINED CURB & GUTTER

DESIGNED	DATE	APP'D.	QUANTITIES	TRACED
DESIGN CK.	5-16-96	James O. Brewer	QUAN. CK.	TRACE CK. Seitz

Drawn By: \$\$\$USERNAME\$\$\$ Plotted: \$\$\$SYTIME\$\$\$
 File: \$\$\$DGN\$\$\$SPEC\$\$\$