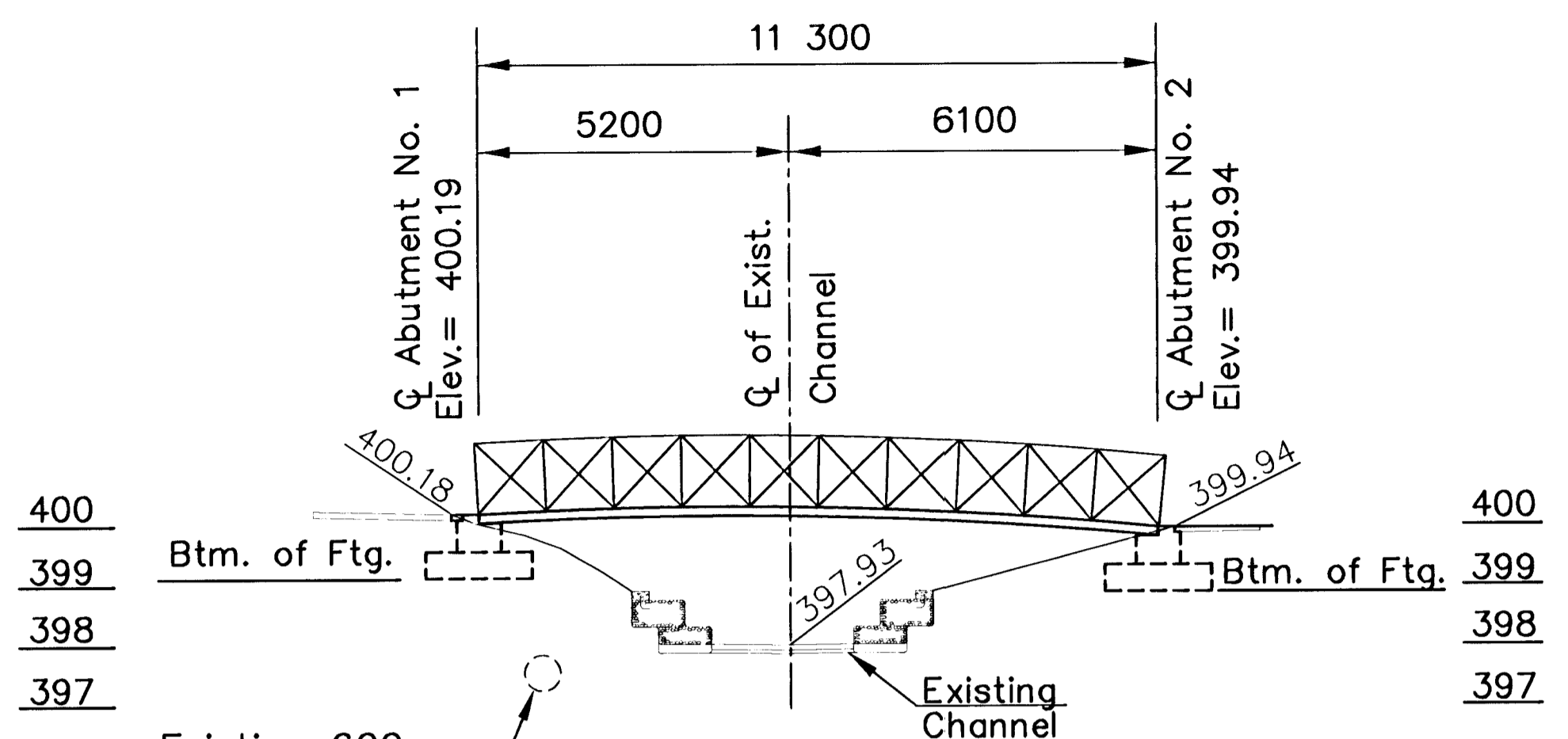


FHWA REG. NO.	STATE	PROJECT NO.	YEAR	SHEET NO.	TOTAL SHEETS
7	KANSAS	87 TE-0156-01	2000	5	6

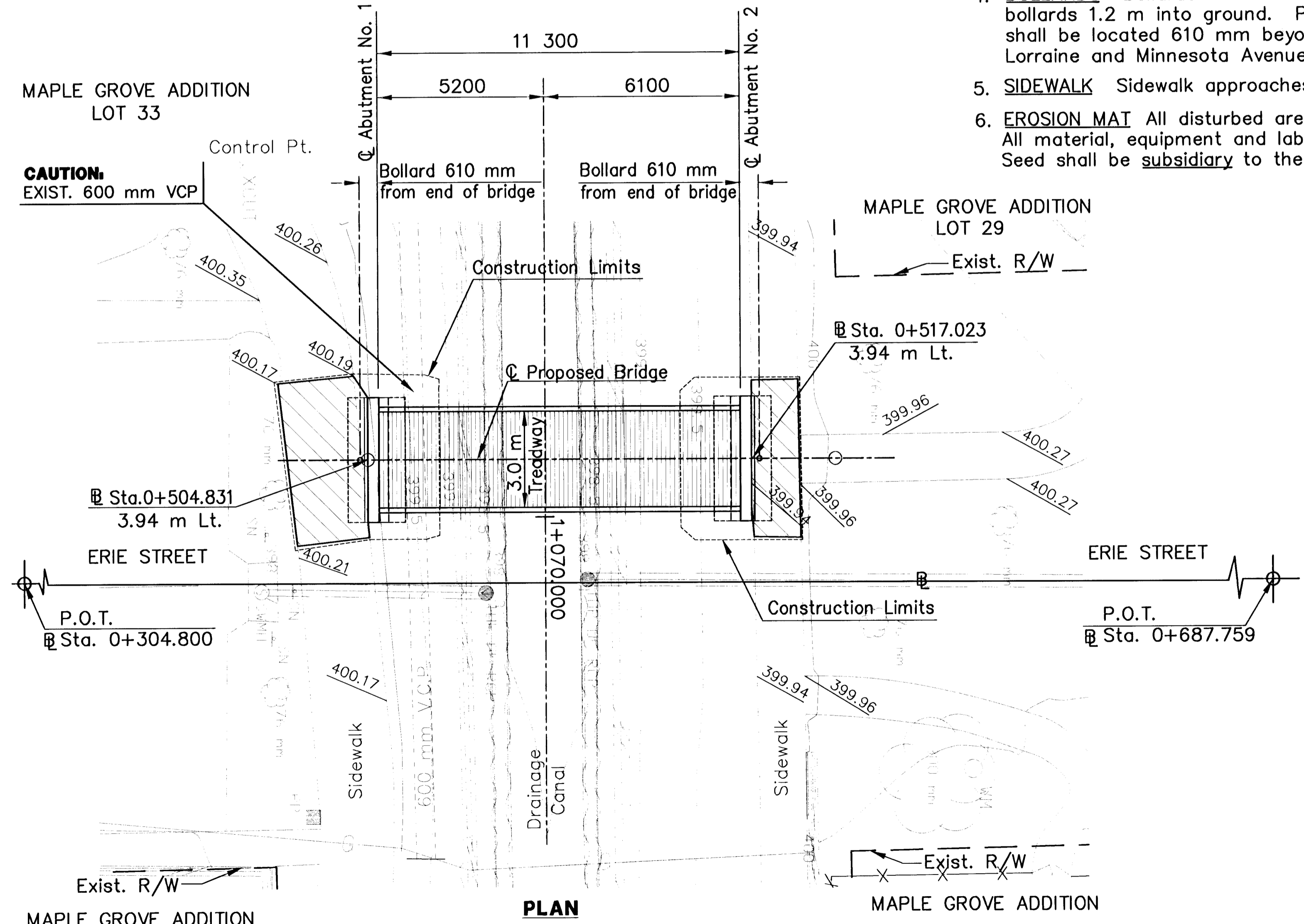
BY	DATE
REFERENCES NOTED	REFERENCES CHECKED



ELEVATION
(Looking Downstream)
11.3 m Weathering Steel Span Pedestrian Bridge
3.0 m Treadway

P.O.T. @ Sta. 0+304.800
1. Thimble located at North R/W 2nd Street and @ Erie Street
2. X 9143.999 Y 9144.003

P.O.T. @ Sta. 0+687.759
1. Thimble located at South R/W Central Street and @ Erie Street
2. X 9143.999 Y 9526.957



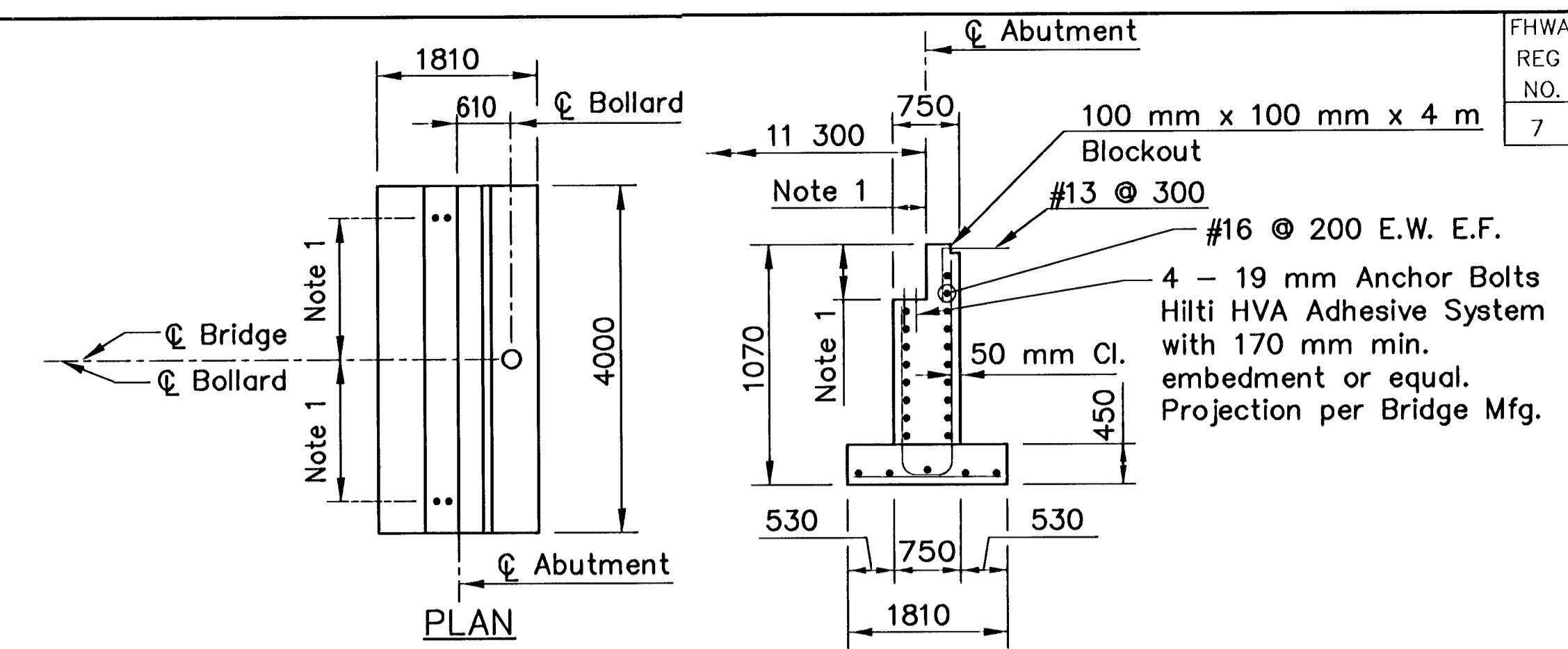
PLAN

BM "□" CUT ON TOP OF WEST CURB ON VOLUTSIA BETWEEN HOUSE #409 & #415. ELEV. = 399.651

BM "□" CUT ON TOP OF EAST CURB ON ERIE BETWEEN HOUSE #368 & #366. Sta. 0+484.336, 4.79 m Rt. ELEV. = 400.454

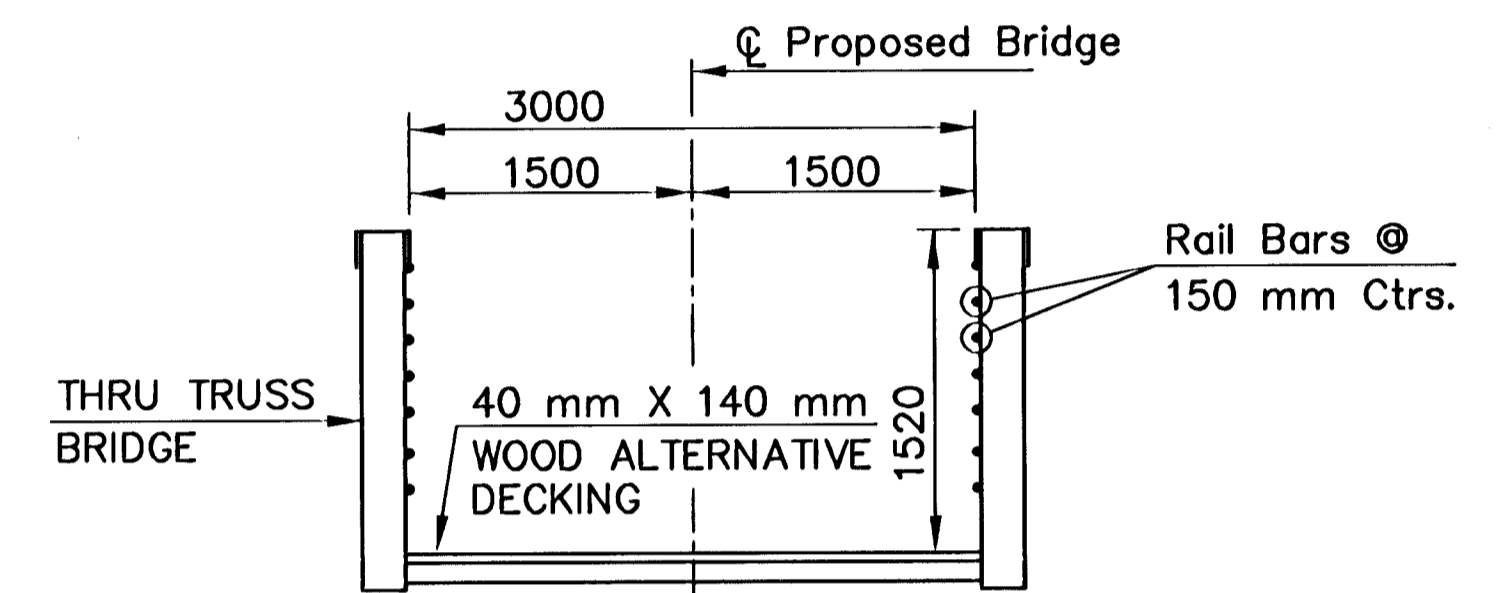
GENERAL NOTES:

- CONCRETE** The concrete used throughout the structure shall be the concrete paving mix for the City of Wichita ($f'c=28$ MPa) The concrete shall have a minimum age of 14 days prior to additional construction on the foundations. All exposed concrete surfaced to be light broom finished.
- REINFORCING STEEL** The reinforcing steel used throughout shall conform to ASTM A615, Grade 280 or Grade 420. All bending and placing shall conform to the "Manual of Standard Practice", Concrete Reinforcing Steel Institute.
- EARTH FILL** Earth Fill areas at abutments shall be compacted to 98% Standard Density.
- BOLLARDS** Bollards shall be 200 mm steel/concrete filled. Set 2.1 m long bollards 1.2 m into ground. Paint steel pipe with bright yellow paint. Bollards shall be located 610 mm beyond end of bridge. Bollards shall match those at Lorraine and Minnesota Avenue Pedestrian Bridges.
- SIDEWALK** Sidewalk approaches to be 100 mm thick concrete.
- EROSION MAT** All disturbed areas shall have the erosion mat replaced and be reseeded. All material, equipment and labor necessary for the installation of the Erosion Mat and Seed shall be subsidiary to the bridge.



ABUTMENT DETAILS

NOTE 1: Dimensions per Bridge manufacturer.



TYPICAL BRIDGE SECTION

The steel bridge shall be designed for a live load of 4.1 kPa and an additional dead load of 2.4 kPa. Design drawings and calculations shall be prepared by an engineer licensed in the State of Kansas. These shall be submitted to the Engineer for approval prior to fabrication.

The bridge shall have a minimum fundamental frequency of 3 Hz. The bridge shall be cambered 1 1/2% (min.) of the total span length.

Main members of the bridge truss shall be fabricated of structural tubing or rolled section. All structural members shall be fabricated from unpainted weathering steel.

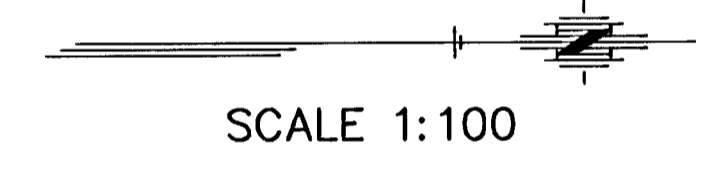
A 2 m minimum clearance from channel to bottom steel shall be maintained.

The railing shall have a maximum opening of 150 mm.

The deck material shall consist of 40 mm x 140 mm planking. The decking shall be a wood alternative material with an allowable uniform live load capacity of 9.6 kPa and a tensile yield strength of 43.7 MPa. Maximum profile grade on bridge deck shall be 8.33%.

The pedestrian bridge is available through BIG R, Greeley, Colorado, 1-800-234-0734, or CONTINENTAL BRIDGE, Alexandria, Minnesota, 1-800-328-2047, or STEADFAST BRIDGES, Fort Payne, Alabama, 1-800-749-7515, or approved equal.

The wood alternative decking material is available through: Materials International, Atlanta Georgia, 1-800-256-8857; Trex, Winchester, VA., 1-800-289-8739; Vinyl Solutions, Inc. North Canton, Ohio, 1-800-417-4114, or approved equal. Verify deck color selection with Gene Rath (City of Wichita) 316-268-4288.



SCALE 1:100

LEGEND

- Sidewalk Removal
- Replace in kind

- Control Point #1
@ Sta. 0+500.893, 13.35 m Lt.
- Square cut on S.W. side of ditch west side of Erie.
 - N.E. corner of park bench 25.68 m WSW
 - E. end of chain link fence 10.84 m SW
 - X 9130.659, Y 9340.093

- Control Point #2
@ Sta. 0+520.238, 103.64 m Rt.
- MKEC Iron Pin, N. side of 3rd Street Canal and W. side of Chautauqua.
 - S. face of sidewalk 8.15 m N
 - E. side rip rap 2.25 m W
 - X 9247.637, Y 9359.438

2				
1				
NO.	DATE	REVISIONS	BY	APP'D
KANSAS DEPARTMENT OF TRANSPORTATION				
PEDESTRIAN BRIDGE AT ERIE STREET				
87 TE-0156-01			SEDGWICK COUNTY	
MKEC ENGINEERING CONSULTANTS, INC. WICHITA, KANSAS				
DESIGNED BY:	PAF	CHECKED BY:	MDK	
DRAWN BY:	DPG	DATE:	JULY 2000	SHEET 5 OF 6