



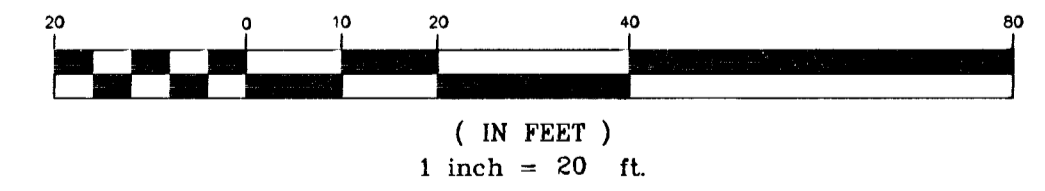



-  Remove
-  Mill and Overlay
-  Concrete Intersection Pavement  
See Detail Sheet CV 1.7
-  6" Asphalt Pavement  
See Detail Sheet CV 1.7



**kemiller**  

516 S. Market,  
Wichita, KS 67202      316/264-0242



**McCLUGGAGE VAN SICKLE & PERRY**

ARCHITECTS • PLANNERS • LANDSCAPE ARCHITECTS  
122 S. WASHINGTON WICHITA, KANSAS 67202  
P.O. BOX 388 WICHITA, KANSAS 67201  
TEL: 316.264.0242 FAX: 316.264.0246

WEST DOUGLAS STREETSCAPE  
ARKANSAS RIVER TO SENECA  
WICHITA, KANSAS

PROJECT NO. 472 83608 OCA: 706846  
MVP PROJECT NO. 101008  
DATE: August 7, 2002  
REVISED: August 30, 2002

PAVING PLAN 6

SHEET  
CV 1.6