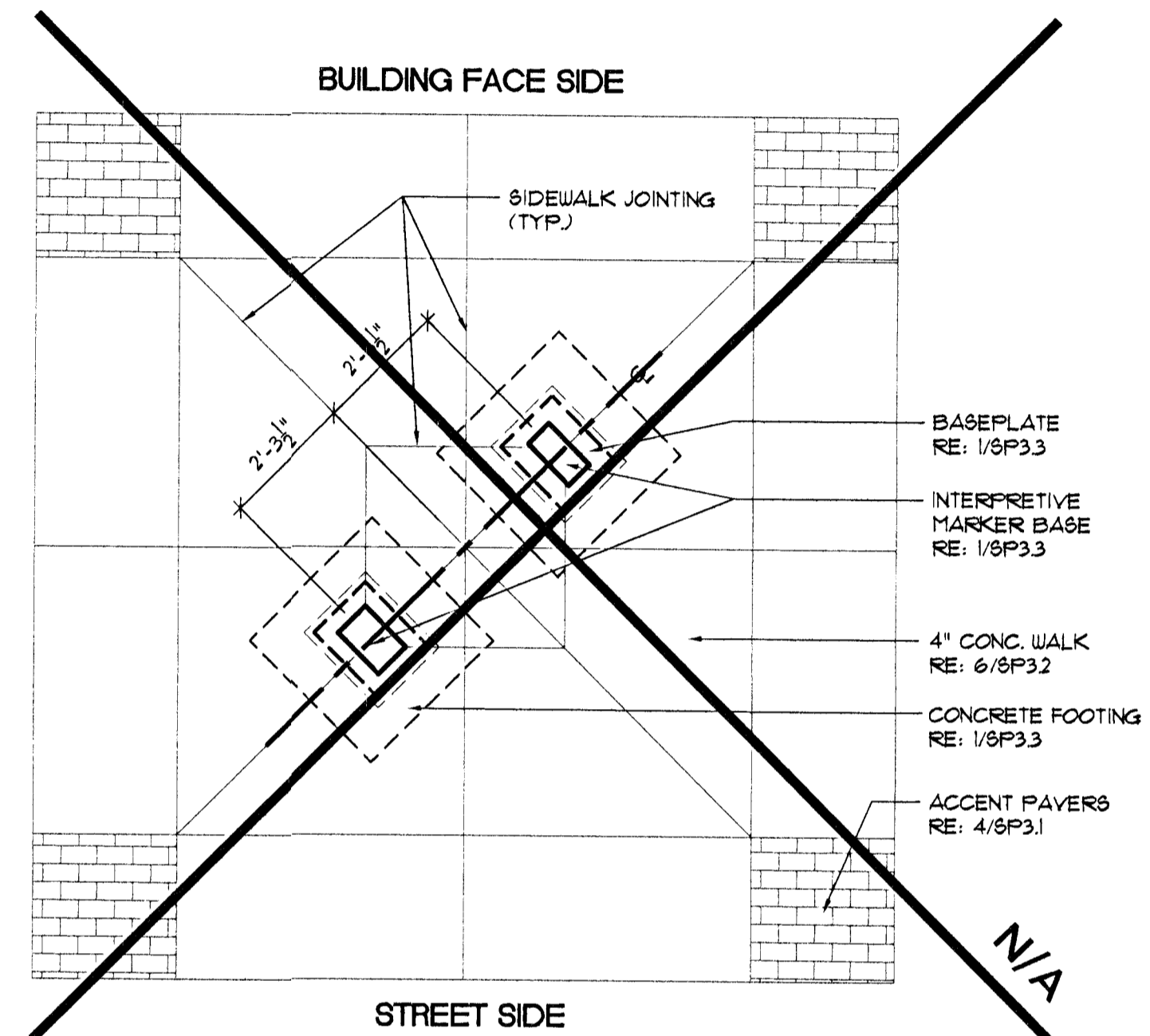


**1 INTERPRETIVE MARKER (ALT. #2)**

(6 REQUIRED)

SCALE: 3/4" = 1'-0"

NOTE: CONTRACTOR SHALL INCLUDE THE ALLOWANCE AS STATED IN THE SPECS FOR PAYMENT TO THE ARTIST FOR FABRICATION AND DELIVERY TO JOB SITE OF UNPAINTED STEEL STRUCTURES AND BRONZE PANELS. CONTRACTOR SHALL PAINT AND INSTALL STEEL STRUCTURES AND INSTALL BRONZE PANELS.

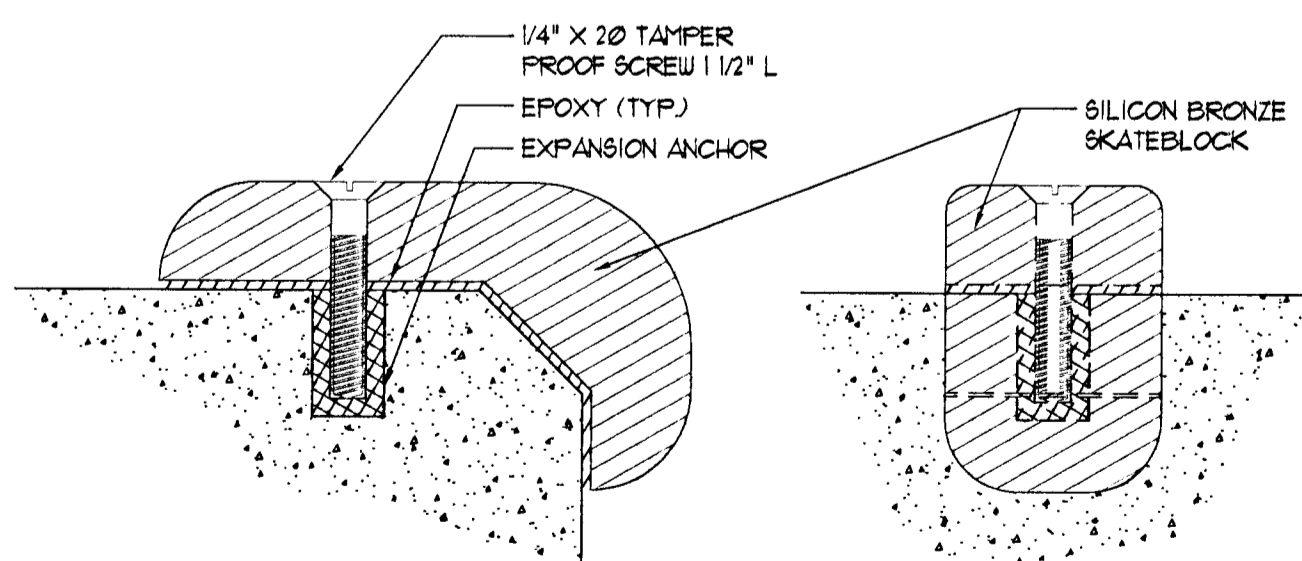


**2 INTERPRETIVE MARKER PLAN**

RE: SP11 - SP15 FOR LOCATIONS

SCALE: 3/8" = 1'-0"

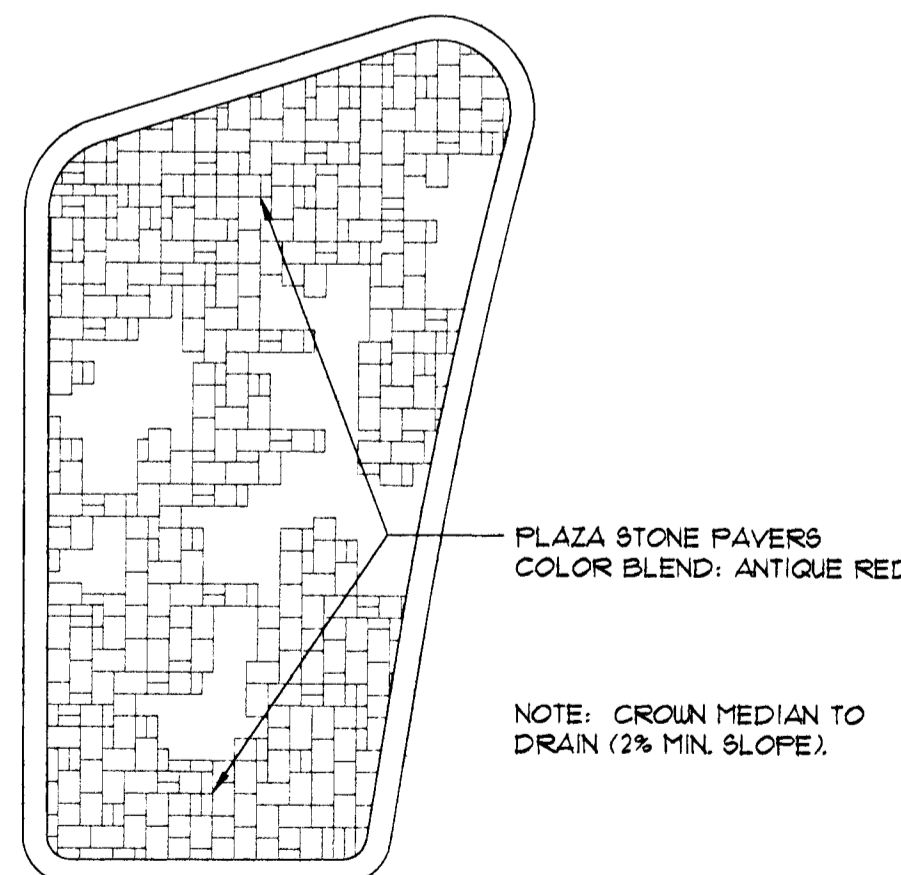
NOTE: FRONT OF INTERPRETIVE MARKER SHALL FACE TOWARD BUILDING FACE.



**3 SKATEBLOCK DETAIL**

SCALE: N.T.S.

NOTE: SKATEBLOCK FOR RAISED PLANTER WALLS SHALL BE MODEL "FB15B" FLAT BAR - 3/4" BEVEL CORNER CAST IN SILICON BRONZE WITH BOLT-HOLE TAMPERPROOF SCREW: RAVENSFORGE SKATEBLOCK (206) 440-9833 OR (888) 743-3490.



**4 TRAFFIC ISLAND PAVER DETAIL (TYP.)**

SCALE: 1/4" = 1'-0"

PAVER NOTES:

CONCRETE PAVERS SHALL BE 'PLAZA STONE' PAVERS AS MANUFACTURED BY PAVESTONE CO. THICKNESS = 3 1/8" LOCAL DISTRIBUTOR: KANSAS BUILDING PRODUCTS 1600 SOUTH HOOPER 316-943-3241 RE: CV.1 (SIMILAR) FOR INSTALLATION DETAIL.



SITE DETAILS